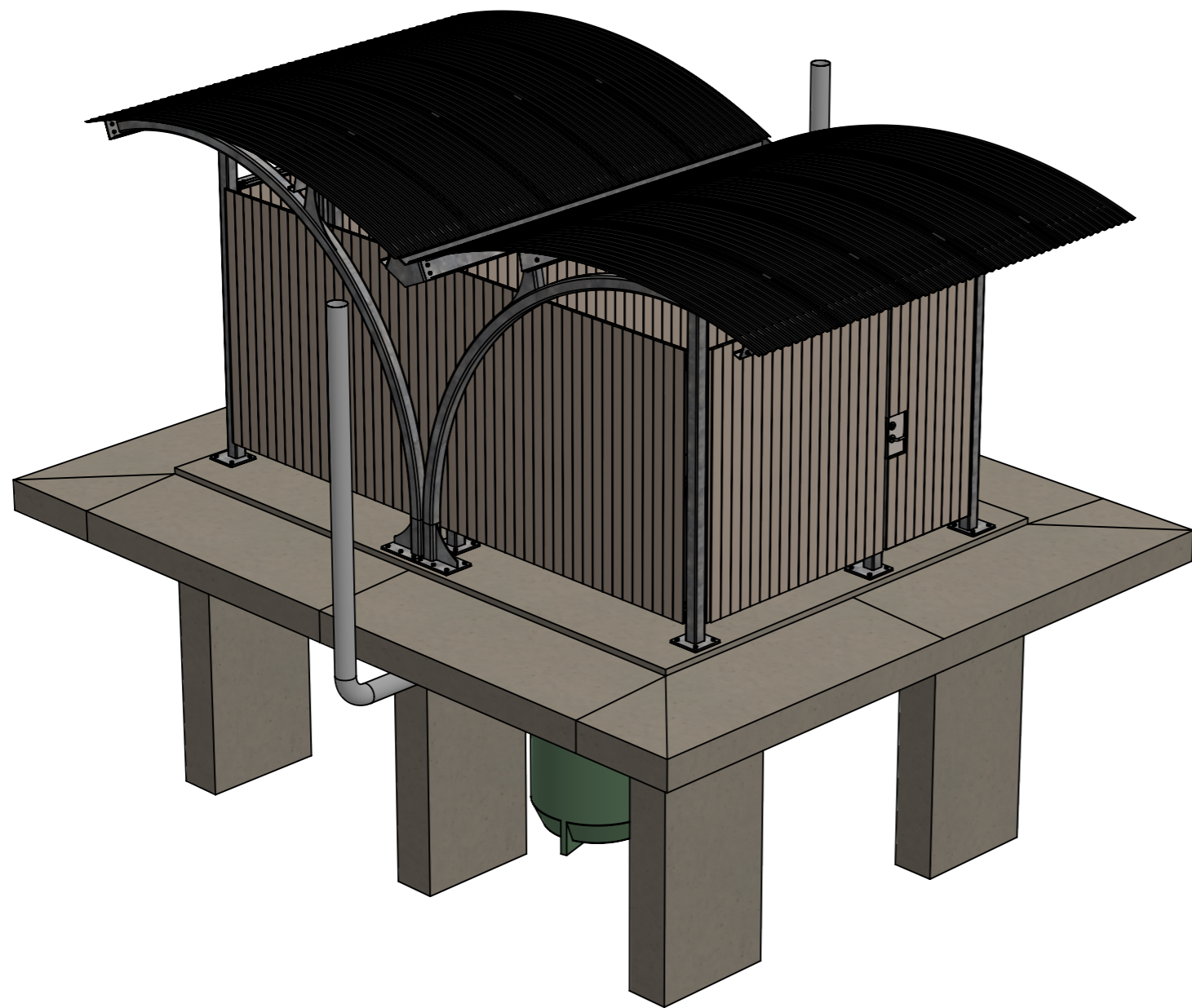


1 2 3 4 5 6 7 8

A
B
C
D
E

A
B
C
D
E



QTY	ITEM	NAME
2	1	VERTICAL CORNER WELDMENT
2	2	VERTICAL CORNER DOOR HINGE WELDMENT
2	3	VERTICAL DOOR STOP WELDMENT
1	4	VERTICAL CENTRE LHS WELDMENT
1	5	VERTICAL CENTRE RHS WELDMENT
1	6	GUTTER WELDMENT
2	7	SUPPORT LHS WELDMENT
2	8	SUPPORT RHS WELDMENT
12	9	EXTERNAL GIRT - Z100-15 2350L
6	10	EXTERNAL GIRT - Z100-15 1750L
3	11	INTERNAL GIRT - C100-15 2800L
1	12	INTERNAL GIRT - C100-15 2800L NESTED
4	13	ROOF PURLIN 1&4 - C150-12 3800L
2	14	ROOF PURLIN 2 - C150-12 3800L
2	15	ROOF PURLIN 3 - C150-12 3400L
2	16	DOOR HEADER ANGLE
4	17	HANDRAIL TRIMMER
2	18	SAG ROD ASSY M12 1100L
10	19	ROOF SHEET ROLLED
56	20	TIMBER SHIPLAP 100 COVER 2145L
132	21	TIMBER SHIPLAP 100 COVER 2050L
24	22	FASTENER M12X40 ASSY
84	23	FASTENER M12X40 ASSY
8	24	FASTENER M12X40 ASSY
8	25	FASTENER M12X40 ASSY
6	26	FASTENER M16X75 BLIND BOLT
8	27	FASTENER M16X50 ASSY
56	28	ANCHOR M16
2	29	DOOR ASSEMBLY
2	30	SOLAZONE POLYMARBLE PEDESTAL
2	31	HANDRAIL RBA4040-002
2	32	HANDRAIL RBA4000-030
2	33	SEPTIC TANK ROTADYNE SPE #2153
1	34	FOUNDATION

NOTES:

THIS "DESIGN" DRAWING SET TO BE UNDERSTOOD AND USED IN CONJUNCTION WITH BOTH THE "FABRICATION" DRAWING SET, AND "GENERAL NOTES"

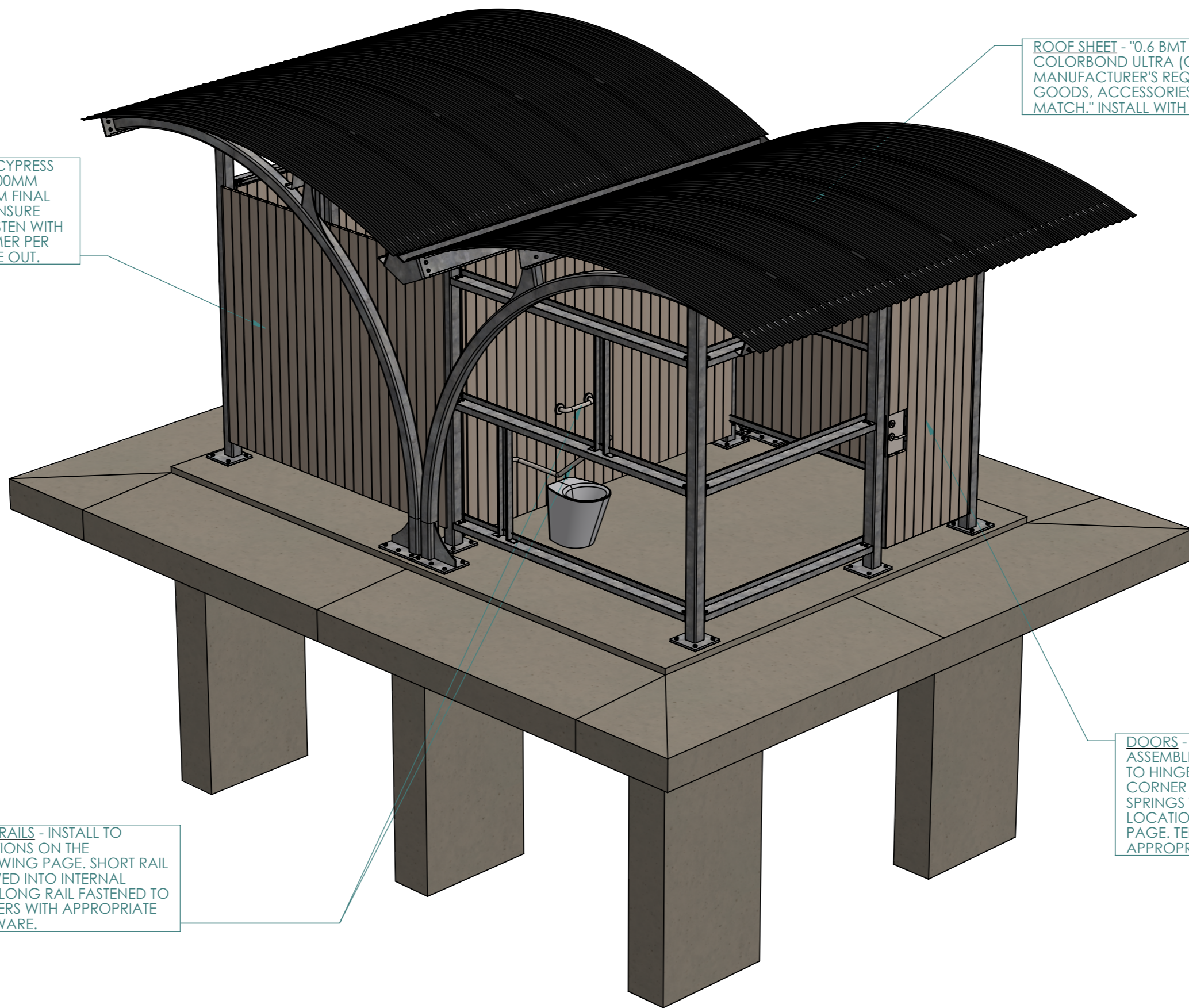
ENGINEERS NOTE: "These drawings have been reviewed to satisfy the design intent for structural strength and stability only. No review to verify the required lengths, quantities and the like has been undertaken. Fabricator to detail non-structural items (eg. drainage/blow holes and the like) as required".

C					NAME	DATE	UNLESS OTHERWISE SPECIFIED DIMENSIONS ARE IN MILLIMETERS TOLERANCES: LINEAR: ±1mm ANGULAR: ±1° REMOVE ALL SHARP EDGES & BURRS	MATERIAL:	AS SHOWN	SPARK™ Unit 13/19 Heath St. Lonsdale SA 5160 p +61 (08) 8329 6700 f +61 (08) 8329 6701 sales@sparkfurniture.com.au www.sparkfurniture.com.au ABN 24 082 987 516	CUSTOMER:	XXXXXXXX XXXXXXXX	PROJECT: DEW TOILET BLOCK DRAWING: DEW TOILET BLOCK DESIGN B SHEET NAME: MASTER BOM	REV:	B	A3
B	FINAL REVISIONS MADE	16/11/21	LF	DRAWN	-	-		FINISH:	AS SHOWN							
A	DIMENSIONS ADDED, ENGINEERING NOTES ADDED	08/11/21	LF	CHK'D	-	-										
-	INITIAL RELEASE	24/10/21	LF	APPV'D	-	-										
APV	APPROVAL RELEASE	24/10/21	LF													
REV	DESCRIPTION	DATE	BY													

FOR PRODUCTION



DO NOT SCALE DRAWING



ROOF SHEET - "0.6 BMT CUSTOM BLUE ORB IN COLORBOND ULTRA (COATED BOTH SIDES) TO MANUFACTURER'S REQUIREMENTS. RAINWATER GOODS, ACCESSORIES, AND FASTENERS TO MATCH." INSTALL WITH DOUBLE OVERLAP.

TIMBER CLADDING - CYPRESS PINE, SHIPLAP WITH 100MM COVER. RIP LAP FROM FINAL LENGTH INSTALLED. ENSURE FULL COVERAGE. FASTEN WITH #6 SCREWS, 2 PER TIMER PER GIRT FROM THE INSIDE OUT.

DOORS - TO BE PRE-ASSEMBLED BY SPARK. INSTALL TO HINGE LOCATIONS ON CORNER VERTICAL. SCREW SPRINGS TO VERTICAL AT LOCATIONS ON FOLLOWING PAGE. TENSION SPRINGS APPROPRIATELY.

HAND RAILS - INSTALL TO LOCATIONS ON THE FOLLOWING PAGE. SHORT RAIL SCREWED INTO INTERNAL WALL. LONG RAIL FASTENED TO TRIMMERS WITH APPROPRIATE HARDWARE.

REV	DESCRIPTION	DATE	BY
C			
B	FINAL REVISIONS MADE	16/11/21	LF DRAWN
A	DIMENSIONS ADDED. ENGINEERING NOTES ADDED	08/11/21	LF CHK'D
-	INITIAL RELEASE	24/10/21	LF APPV'D
APV	APPROVAL RELEASE	24/10/21	LF

UNLESS OTHERWISE SPECIFIED DIMENSIONS ARE IN MILLIMETERS
 TOLERANCES:
 LINEAR: ±1mm
 ANGULAR: ±1°
 REMOVE ALL SHARP EDGES & BURRS

MATERIAL: AS SHOWN
 FINISH: AS SHOWN

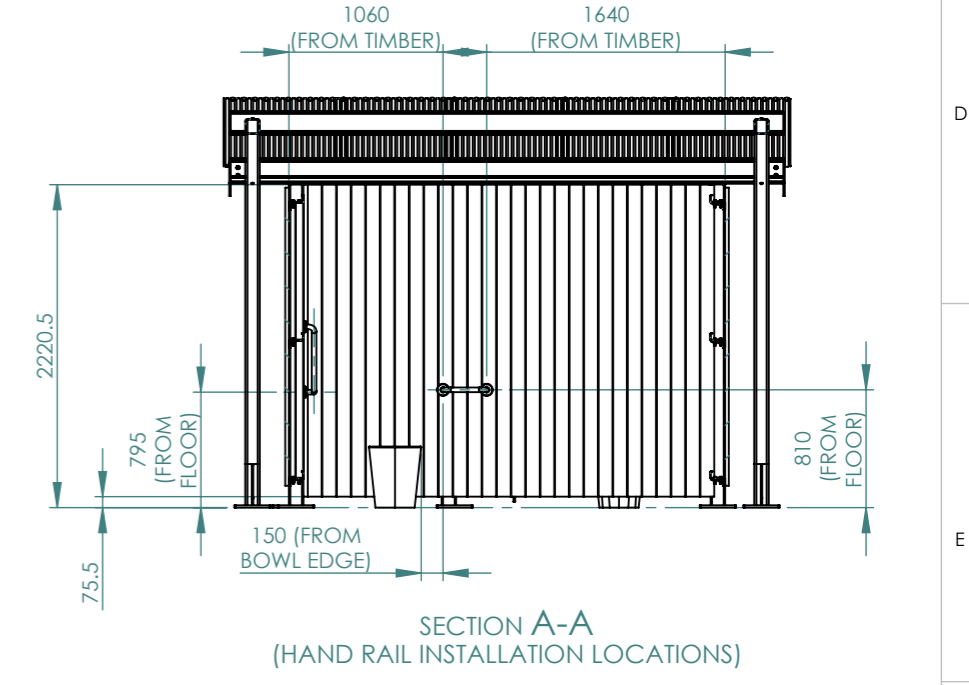
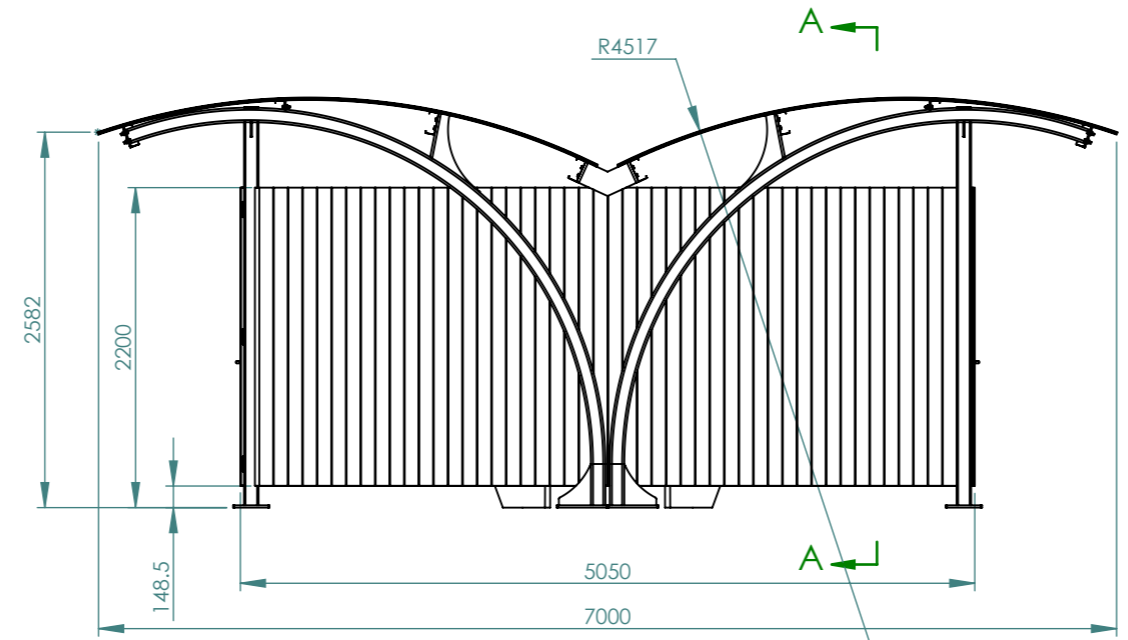
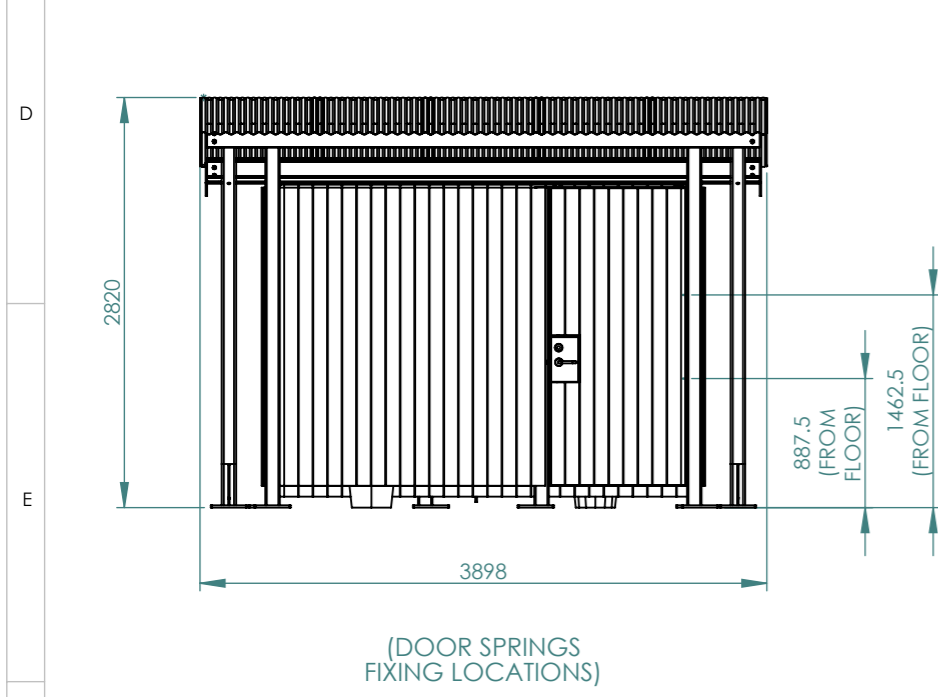
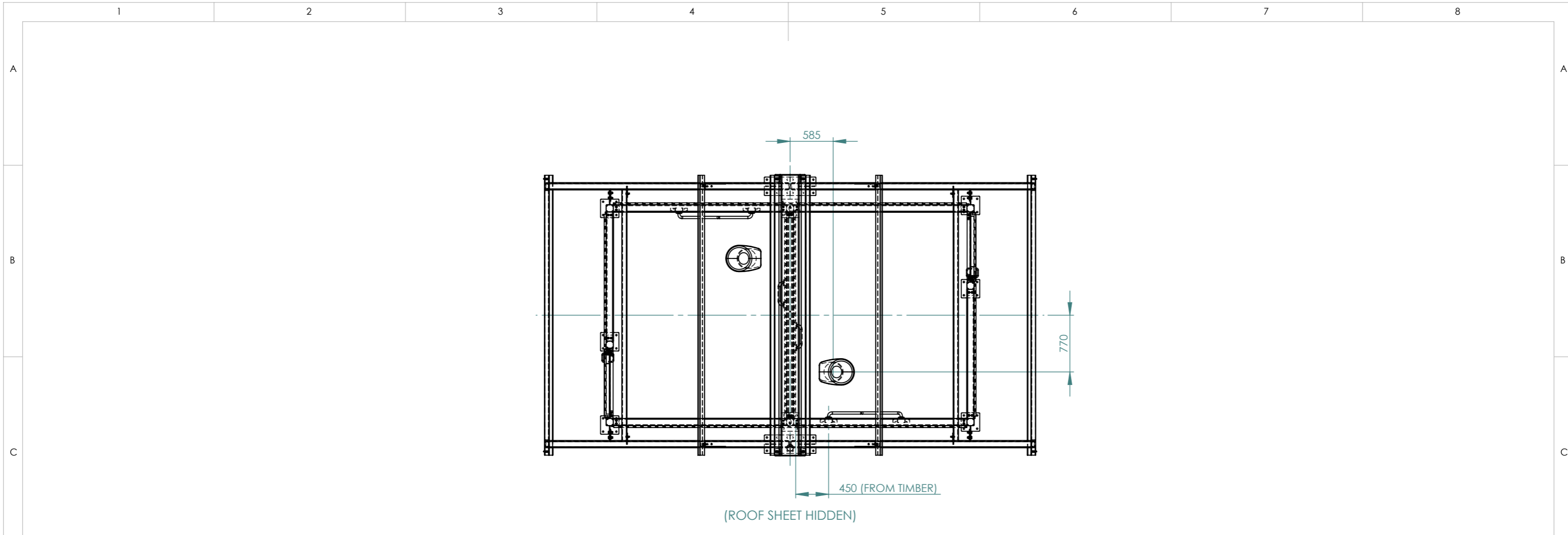
FOR PRODUCTION

DO NOT SCALE DRAWING



Unit 13/19 Heath St.
 Lonsdale SA 5160
 p +61 (08) 8329 6700
 F +61 (08) 8329 6701
 sales@sparkfurniture.com.au
 www.sparkfurniture.com.au
 ABN 24 082 987 516

CUSTOMER: XXXXXXXX XXXXXXXX	REV: B	A3
PROJECT: DEW TOILET BLOCK	SHEET 2 OF 8	
DRAWING: DEW TOILET BLOCK DESIGN B		
SHEET NAME: COMPLETE 3D		



REV	DESCRIPTION	DATE	BY
C			
B	FINAL REVISIONS MADE	16/11/21	LF DRAWN
A	DIMENSIONS ADDED, ENGINEERING NOTES ADDED	08/11/21	LF CHK'D
-	INITIAL RELEASE	24/10/21	LF APPV'D
APV	APPROVAL RELEASE	24/10/21	LF

NAME	DATE
-	-
-	-
-	-

UNLESS OTHERWISE SPECIFIED
DIMENSIONS ARE IN MILLIMETERS
TOLERANCES:
LINEAR: ±1mm
ANGULAR: ±1°
REMOVE ALL SHARP EDGES & BURRS

MATERIAL: AS SHOWN
FINISH: AS SHOWN

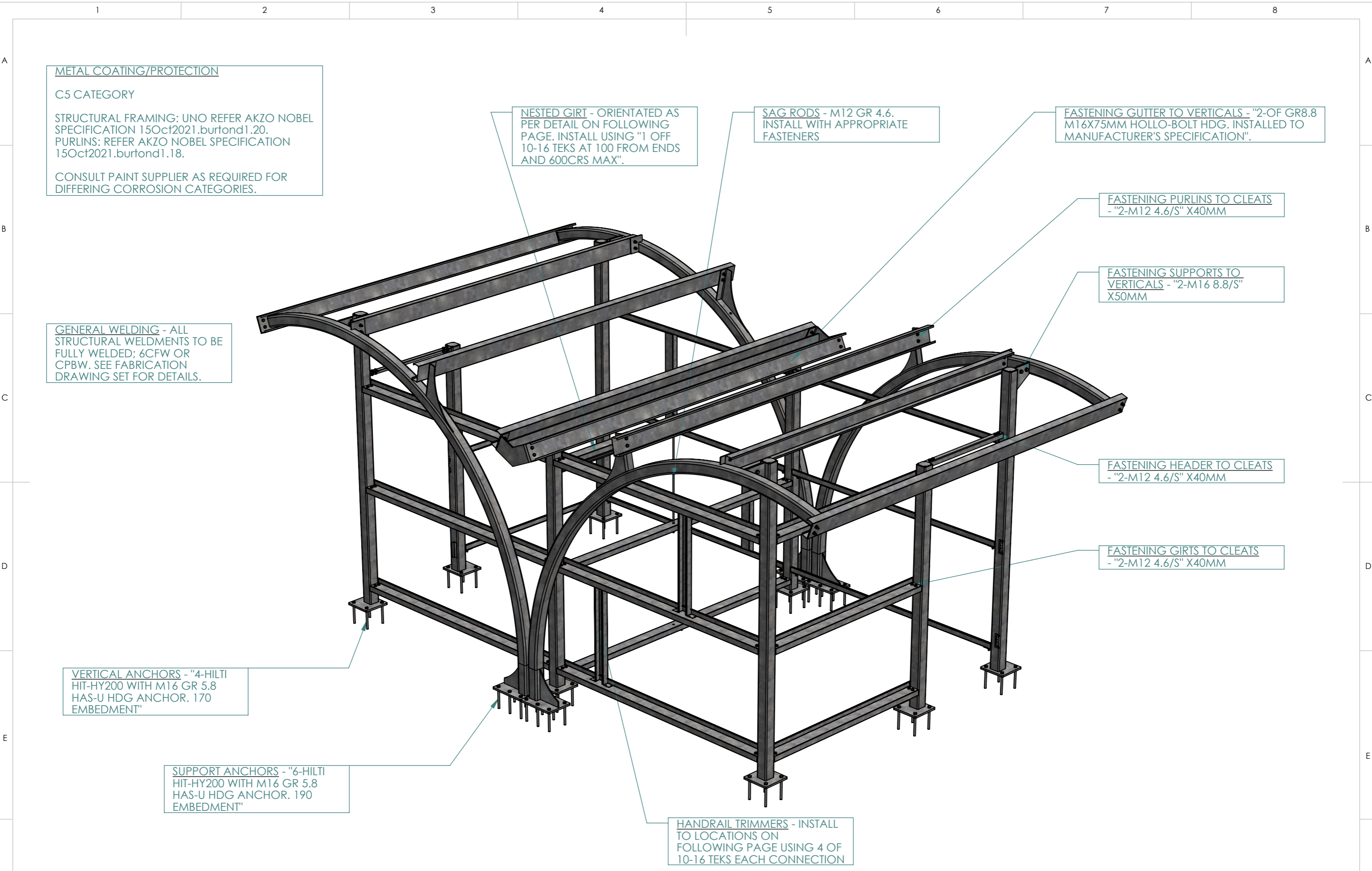
FOR PRODUCTION

DO NOT SCALE DRAWING



Unit 13/19 Heath St.
Lonsdale SA 5160
p +61 (08) 8329 6700
f +61 (08) 8329 6701
sales@sparkfurniture.com.au
www.sparkfurniture.com.au
ABN 24 082 987 516

CUSTOMER: XXXXXXXX XXXXXXXX	REV: B	A3
PROJECT: DEW TOILET BLOCK		
DRAWING: DEW TOILET BLOCK DESIGN B		
SHEET NAME: COMPLETE 2D		SHEET 3 OF 8



REV	DESCRIPTION	DATE	BY
C			
B	FINAL REVISIONS MADE	16/11/21	LF DRAWN
A	DIMENSIONS ADDED. ENGINEERING NOTES ADDED	08/11/21	LF CHK'D
-	INITIAL RELEASE	24/10/21	LF APPV'D
APV	APPROVAL RELEASE	24/10/21	LF

NAME	DATE
-	-
-	-
-	-

UNLESS OTHERWISE SPECIFIED DIMENSIONS ARE IN MILLIMETERS
TOLERANCES:
LINEAR: ±1mm
ANGULAR: ±1°
REMOVE ALL SHARP EDGES & BURRS

MATERIAL: AS SHOWN
FINISH: AS SHOWN

FOR PRODUCTION

DO NOT SCALE DRAWING

SPARK™

Unit 13/19 Heath St.
Lonsdale SA 5160
p +61 (08) 8329 6700
F +61 (08) 8329 6701
sales@sparkfurniture.com.au
www.sparkfurniture.com.au
ABN 24 082 987 516

CUSTOMER: XXXXXXXX XXXXXXXX
PROJECT: DEW TOILET BLOCK
DRAWING: DEW TOILET BLOCK DESIGN B
SHEET NAME: FRAMEWORK 3D

REV: B A3
SHEET 4 OF 8

1 2 3 4 5 6 7 8

A

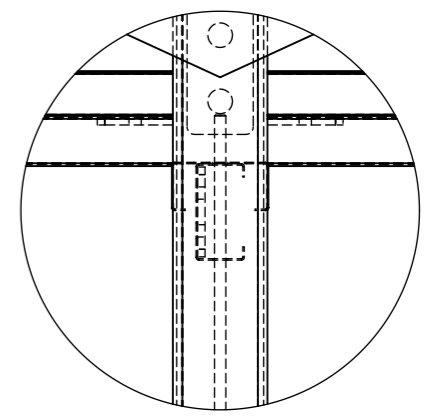
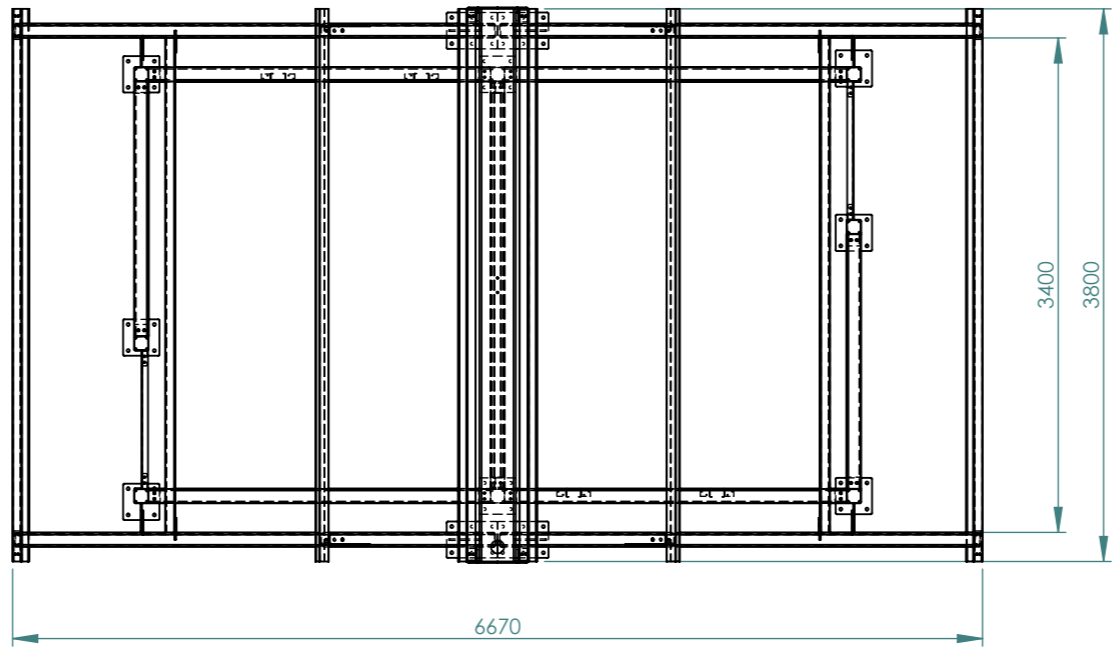
B

C

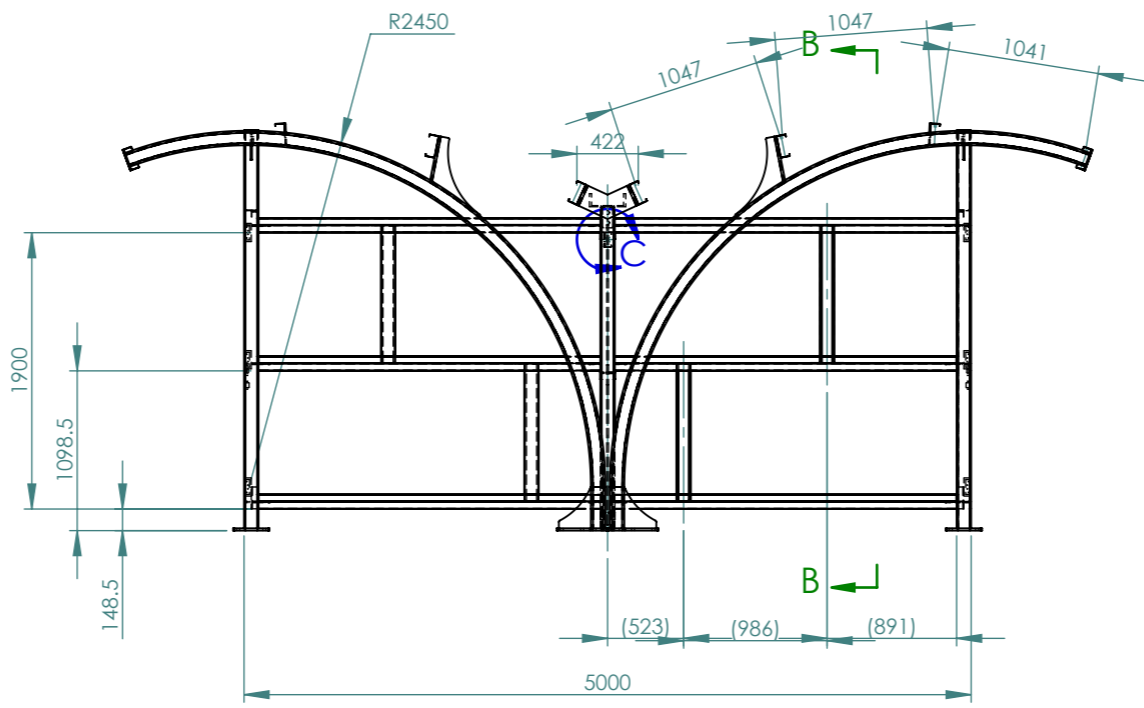
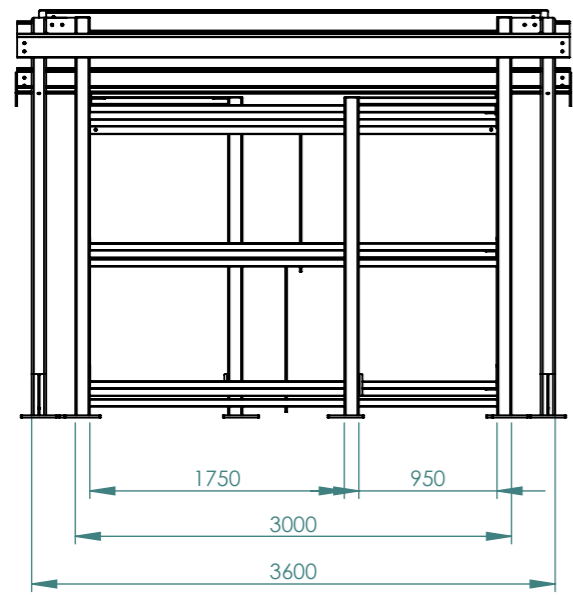
D

E

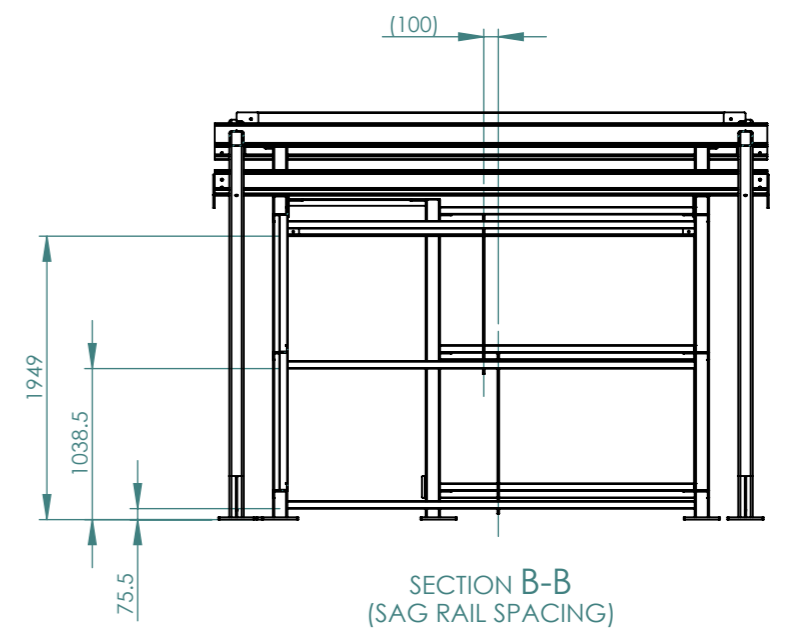
F



DETAIL C
(NESTED FIRT)



(HANDRAIL TRIMMER LOCATIONS)



SECTION B-B
(SAG RAIL SPACING)

REV	DESCRIPTION	DATE	BY
C			
B	FINAL REVISIONS MADE	16/11/21	LF
A	DIMENSIONS ADDED, ENGINEERING NOTES ADDED	08/11/21	LF
-	INITIAL RELEASE	24/10/21	LF
APV	APPROVAL RELEASE	24/10/21	LF

UNLESS OTHERWISE SPECIFIED
DIMENSIONS ARE IN MILLIMETERS
TOLERANCES:
LINEAR: ±1mm
ANGULAR: ±1°
REMOVE ALL SHARP EDGES & BURRS

MATERIAL: AS SHOWN
FINISH: AS SHOWN
DO NOT SCALE DRAWING



Unit 13/19 Heath St.
Lonsdale SA 5160
p +61 (08) 8329 6700
f +61 (08) 8329 6701
sales@sparkfurniture.com.au
www.sparkfurniture.com.au
ABN 24 082 987 516

CUSTOMER: XXXXXXXX XXXXXXXX	REV: B	A3
PROJECT: DEW TOILET BLOCK	SHEET 5 OF 8	
DRAWING: DEW TOILET BLOCK DESIGN B		
SHEET NAME: FRAMEWORK 2D		

FOR PRODUCTION



EDGE BEAM TO ALIGN CENTRALLY TO SUPPORT AND END VERTICAL BASEPLATES

150THK SLAB WITH SL82 WELDED FABRIC. 45 COVER TOP, 40 COVER BOTTOM.

100THK PAVEMENT. SL72 WELDED FABRIC PLACED CENTRALLY. TYP. REFER DETAILS

TOOLED JOINT 8 PLACES REFER DETAILS. TYP.

600D X 350W PERIMETER BEAM. 3-N16 TOP AND BOTTOM WITH W8 LIGATURES AT 300CRS MAX, 60 COVERS. TYP.

600D X 350W INTERNAL BEAM. 3-N16 TOP AND BOTTOM WITH W8 LIGATURES AT 300CRS MAX, 60 COVERS. TYP.

1000 LONG TRENCH PIER. REFER DETAILS. TYP.

SEPTIC TANK BY OTHERS BELOW SHOWN INDICATIVELY THUS.

DESIGN OF THE FOOTING HAS ASSUMED AN ALLOWABLE BEARING CAPACITY OF 100 kPa. IT IS A CONDITION OF USE OF THESE DOCUMENTS THAT THE FOUNDATION BE INSPECTED BY A COMPETENT PERSON PRIOR TO THE PLACEMENT OF REINFORCEMENT OR CONCRETE TO ENSURE THE ASSUMED ALLOWABLE BEARING CAPACITY IS ATTAINED.

UNLESS OTHERWISE SHOWN ON THE DRAWINGS, THE ABOVE MIXES SHALL BE USED IN THE FOLLOWING WORK:

PAVEMENTS AND RAFT FOOTINGS UNO	N32/20/80
PAVEMENTS AND RAFT FOOTINGS WITHIN 1 km OF COAST	N40/20/80

NO HOLES OR CHASES OTHER THAN THOSE SHOWN ON THE STRUCTURAL DRAWINGS SHALL BE MADE IN CONCRETE MEMBERS WITHOUT THE PRIOR APPROVAL OF THE SUPERINTENDENT. ALL HOLES SHALL BE FORMED.

COPPER PIPES THROUGH FLOOR SLAB SHALL BE SLEEVED WITH DENSO TAPE OR EQUAL MATERIALS.

IF POSSIBLE, PIPES THROUGH FOOTINGS SHALL BE LOCATED WITHIN THE MIDDLE THIRD OF THE FOOTING DEPTH AND SLEEVED WITH 40 mm THICK CLOSED CELL POLYETHYLENE OR EQUAL MATERIAL. PIPES SHALL NOT BE PLACED IN THE FOOTING BEAM PARALLEL WITH THE MAIN REINFORCEMENT.

FOR SITES CLASSIFIED AS H1, H2, OR E, STORMWATER DRAINS OR WASTE DRAINS SHOULD INCLUDE FLEXIBLE CONNECTIONS IN ACCORDANCE WITH LOCAL PLUMBING AND DRAINAGE REGULATIONS.

SPLICES IN REINFORCEMENT SHALL BE MADE ONLY IN THE POSITIONS SHOWN. THE WRITTEN APPROVAL OF THE SUPERINTENDENT SHALL BE OBTAINED FOR ANY OTHER SPLICES. WHERE THE LAP LENGTH IS NOT SHOWN, IT SHALL BE AS FOLLOWS:

BAR SIZE	LAP LENGTH
N12 & N16	700 mm

REV	DESCRIPTION	DATE	BY
C			
B	FINAL REVISIONS MADE	16/11/21	LF DRAWN
A	DIMENSIONS ADDED. ENGINEERING NOTES ADDED	08/11/21	LF CHK'D
-	INITIAL RELEASE	24/10/21	LF APPV'D
APV	APPROVAL RELEASE	24/10/21	LF

UNLESS OTHERWISE SPECIFIED DIMENSIONS ARE IN MILLIMETERS
TOLERANCES:
LINEAR: ±1mm
ANGULAR: ±1°
REMOVE ALL SHARP EDGES & BURRS

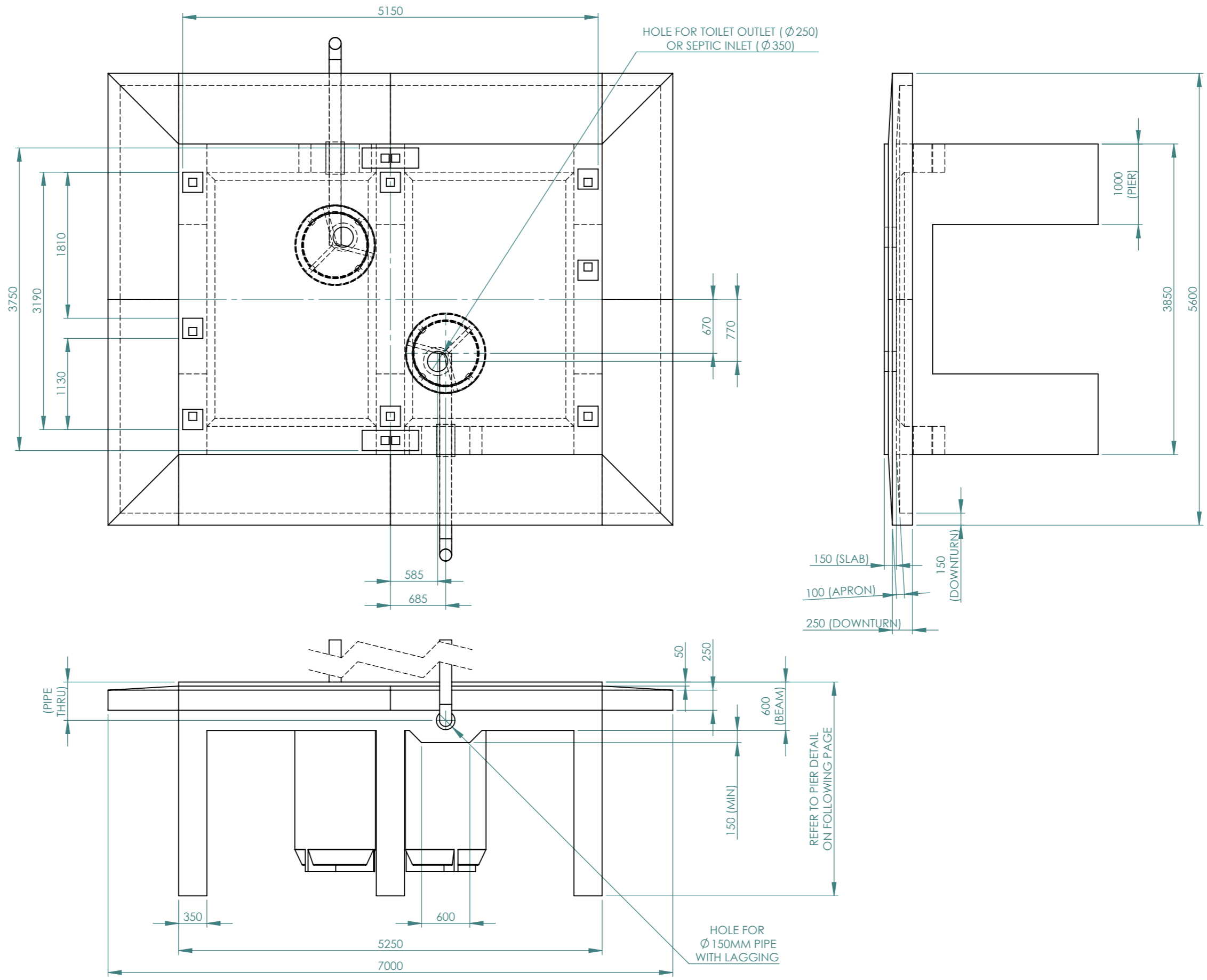
MATERIAL:	AS SHOWN
FINISH:	AS SHOWN
DO NOT SCALE DRAWING	

FOR PRODUCTION



Unit 13/19 Heath St.
Lonsdale SA 5160
p +61 (08) 8329 6700
f +61 (08) 8329 6701
sales@sparkfurniture.com.au
www.sparkfurniture.com.au
ABN 24 082 987 516

CUSTOMER:	XXXXXXXX XXXXXXXX
PROJECT:	DEW TOILET BLOCK
DRAWING:	DEW TOILET BLOCK DESIGN B
SHEET NAME:	FOUNDATION 1
REV:	B
A3	
SHEET 6 OF 8	



REV	DESCRIPTION	DATE	BY
C			
B	FINAL REVISIONS MADE	16/11/21	LF DRAWN
A	DIMENSIONS ADDED. ENGINEERING NOTES ADDED	08/11/21	LF CHK'D
-	INITIAL RELEASE	24/10/21	LF APPV'D
APV	APPROVAL RELEASE	24/10/21	LF

UNLESS OTHERWISE SPECIFIED
DIMENSIONS ARE IN MILLIMETERS
TOLERANCES:
LINEAR: ±1mm
ANGULAR: ±1°
REMOVE ALL SHARP EDGES & BURRS

MATERIAL: AS SHOWN
FINISH: AS SHOWN
DO NOT SCALE DRAWING

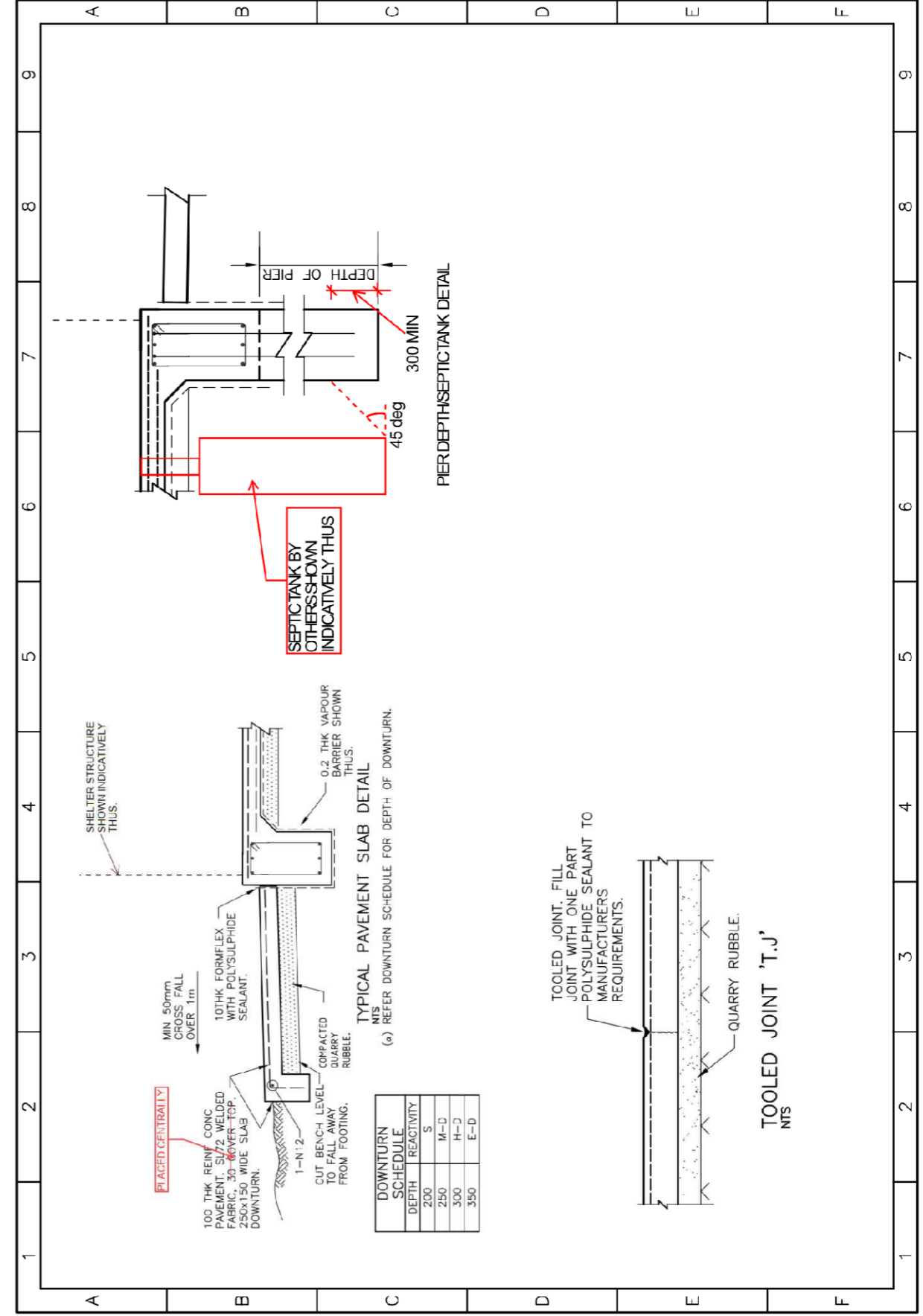
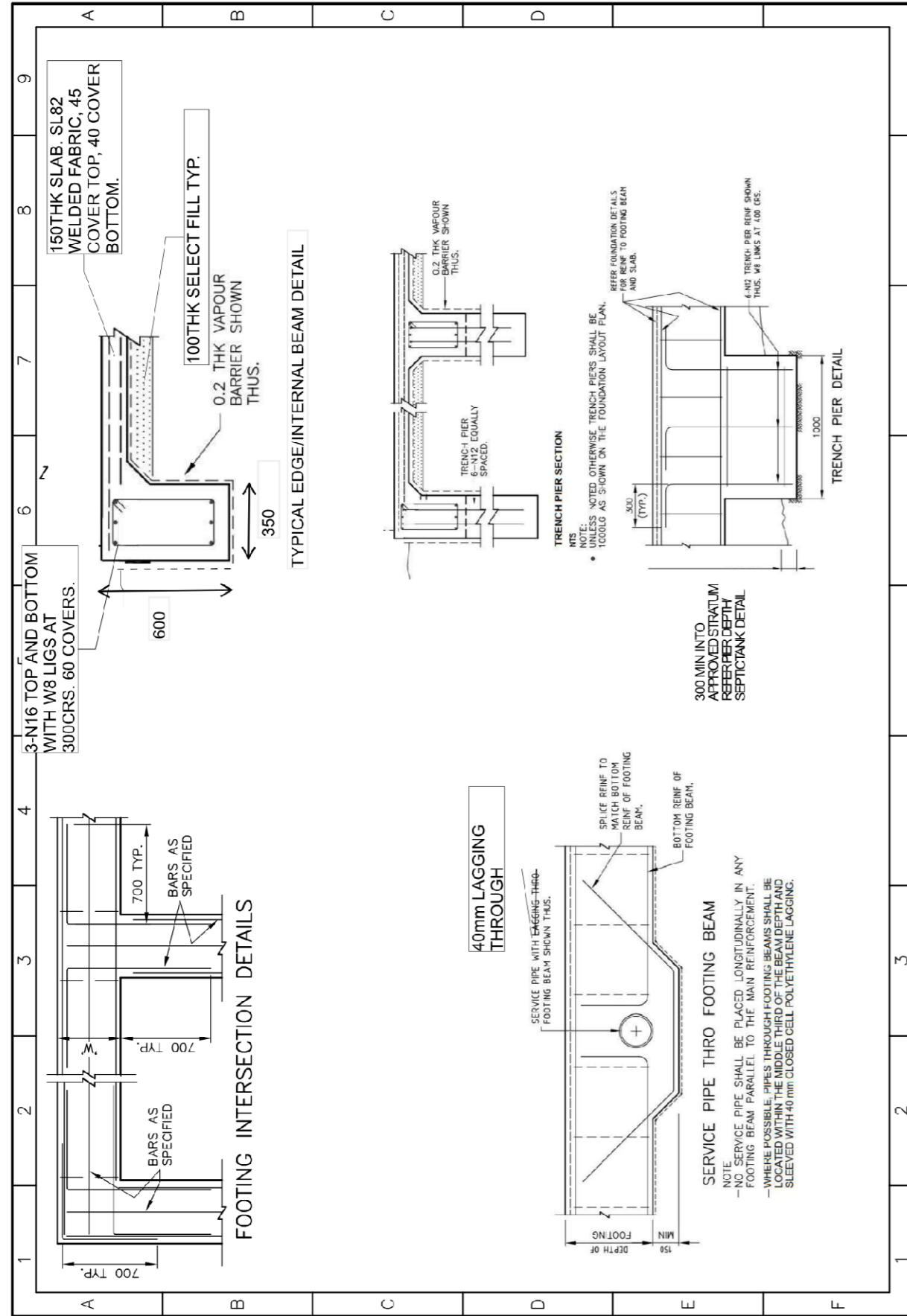


Unit 13/19 Heath St.
Lonsdale SA 5160
p +61 (08) 8329 6700
f +61 (08) 8329 6701
sales@sparkfurniture.com.au
www.sparkfurniture.com.au
ABN 24 082 987 516

CUSTOMER: XXXXXXXX XXXXXXXX	REV: B	A3
PROJECT: DEW TOILET BLOCK	SHEET 7 OF 8	
DRAWING: DEW TOILET BLOCK DESIGN B		
SHEET NAME: FOUNDATION 2		

FOR PRODUCTION





REV	DESCRIPTION	DATE	BY
C	FINAL REVISIONS MADE	16/11/21	LF
B	DIMENSIONS ADDED. ENGINEERING NOTES ADDED	08/11/21	LF
A	INITIAL RELEASE	24/10/21	LF
APV	APPROVAL RELEASE	24/10/21	LF

NAME	DATE
DRAWN	-
CHK'D	-
APPV'D	-

UNLESS OTHERWISE SPECIFIED DIMENSIONS ARE IN MILLIMETERS

TOLERANCES:

LINEAR: ±1mm

ANGULAR: ±1°

REMOVE ALL SHARP EDGES & BURRS

MATERIAL: AS SHOWN

FINISH: AS SHOWN

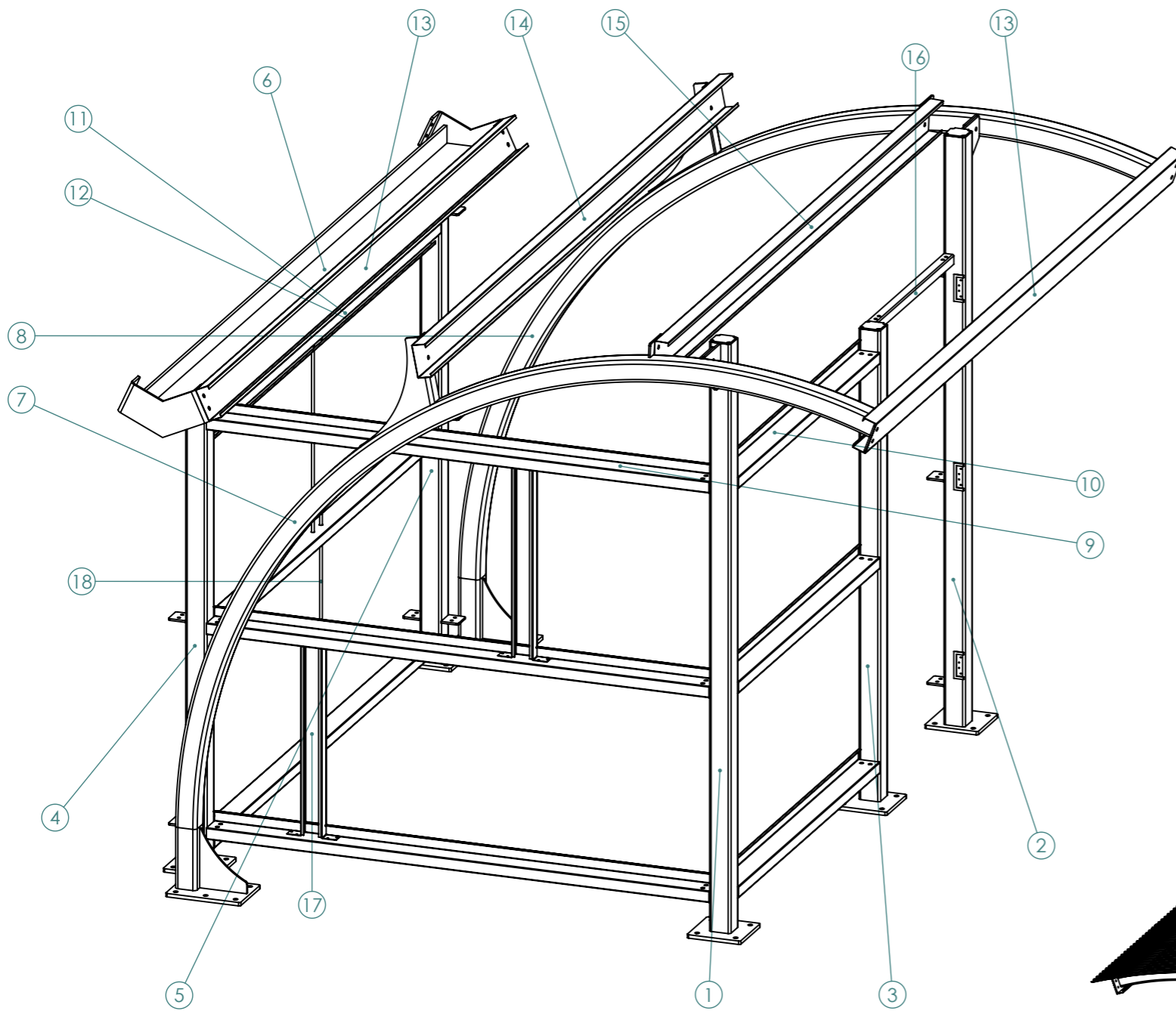
DO NOT SCALE DRAWING



Unit 13/19 Heath St.
Lonsdale SA 5160
p +61 (08) 8329 6700
f +61 (08) 8329 6701
sales@sparkfurniture.com.au
www.sparkfurniture.com.au
ABN 24 082 987 516

CUSTOMER: XXXXXXXX XXXXXXXX	REV: B	A3
PROJECT: DEW TOILET BLOCK	SHEET NAME: FOUNDATION 3	
DRAWING: DEW TOILET BLOCK DESIGN B	SHEET 8 OF 8	

FOR PRODUCTION



QTY	ITEM	NAME	SEE SHEET
2	1	VERTICAL CORNER WELDMENT	3
2	2	VERTICAL CORNER DOOR HINGE WELDMENT	4
2	3	VERTICAL DOOR STOP WELDMENT	5
1	4	VERTICAL CENTRE LHS WELDMENT	6
1	5	VERTICAL CENTRE RHS WELDMENT	6
1	6	GUTTER WELDMENT	7
2	7	SUPPORT LHS WELDMENT	8
2	8	SUPPORT RHS WELDMENT	8
12	9	EXTERNAL GIRT - Z100-15 2350L	10
6	10	EXTERNAL GIRT - Z100-15 1750L	10
3	11	INTERNAL GIRT - C100-15 2800L	10
1	12	INTERNAL GIRT - C100-15 2800L NESTED	10
4	13	ROOF PURLIN 1&4 - C150-12 3800L	11
2	14	ROOF PURLIN 2 - C150-12 3800L	11
2	15	ROOF PURLIN 3 - C150-12 3400L	11
2	16	DOOR HEADER ANGLE	12
4	17	HANDRAIL TRIMMER	12
2	18	SAG ROD ASSY M12 1100L	12
10	19	ROOF SHEET ROLLED	13
56	20	TIMBER SHIPLAP 100 COVER 2145L	14
132	21	TIMBER SHIPLAP 100 COVER 2050L	14
2	22	DOOR ASSEMBLY	2

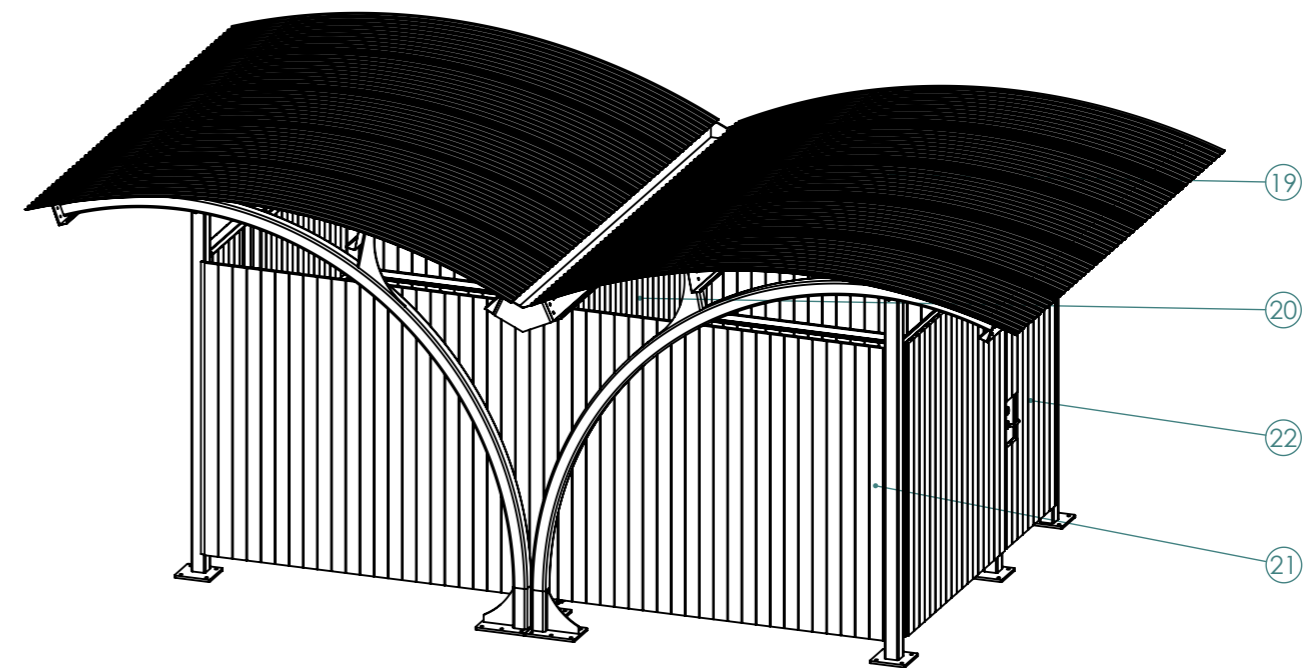
NOTES:

THIS "FABRICATION" DRAWING SET TO BE UNDERSTOOD AND USED IN CONJUNCTION WITH BOTH THE "DESIGN" DRAWING SET AND "GENERAL NOTES"

THE ABOVE VIEW SHOWS HALF OF THE STRUCTURE. THE BOM QUANTITIES ARE FOR ONE COMPLETE.

ENSURE CONSISTANCY BETWEEN WELDMENTS AND SUB-ASSEMBLIES. GROUP AND DELIVER AS PER STRUCTURE ORDERED.

ENGINEERS NOTE: "These drawings have been reviewed to satisfy the design intent for structural strength and stability only. No review to verify the required lengths, quantities and the like has been undertaken. Fabricator to detail non-structural items (eg. drainage/blow holes and the like) as required".



REV	DESCRIPTION	DATE	BY
C			
B	FINAL REVISIONS MADE	16/11/21	LF DRAWN
A	MATERIAL THICKNESS CHANGES, WELDING INSTRUCTION ADDED	02/11/21	LF CHK'D
-	INITIAL RELEASE	20/10/21	LF APPV'D
APV	APPROVAL RELEASE	20/10/21	LF

FOR PRODUCTION



DO NOT SCALE DRAWING

MATERIAL: AS SHOWN
FINISH: AS SHOWN

UNLESS OTHERWISE SPECIFIED DIMENSIONS ARE IN MILLIMETERS
TOLERANCES:
LINEAR: ±1mm
ANGULAR: ±1°
REMOVE ALL SHARP EDGES & BURRS



Unit 13/19 Heath St.
Lonsdale SA 5160
p +61 (08) 8329 6700
F +61 (08) 8329 6701
sales@sparkfurniture.com.au
www.sparkfurniture.com.au
ABN 24 082 987 516

CUSTOMER: XXXXXXXX XXXXXXXX
PROJECT: DEW TOILET BLOCK
DRAWING: DEW TOILET BLOCK FABRICATION B
SHEET NAME: 1 - MASTER BOM

REV: B A3
SHEET 1 OF 17

1 2 3 4 5 6 7 8

A

B

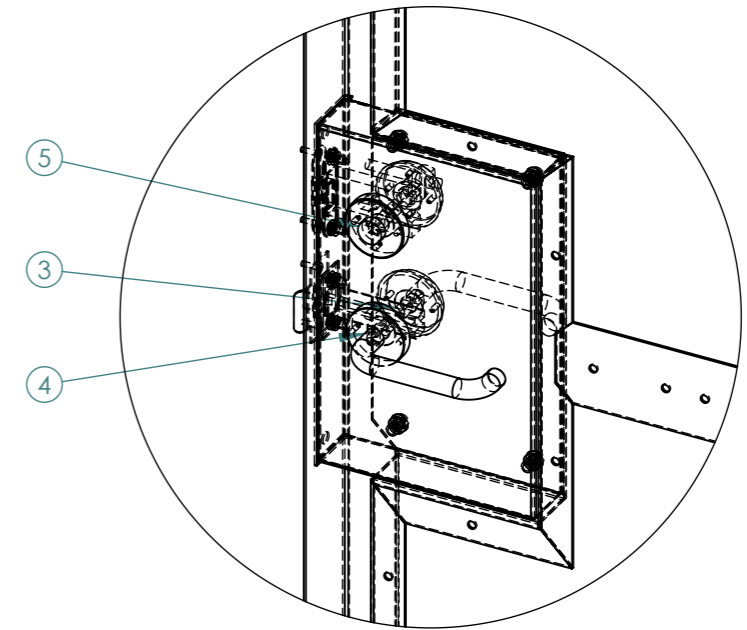
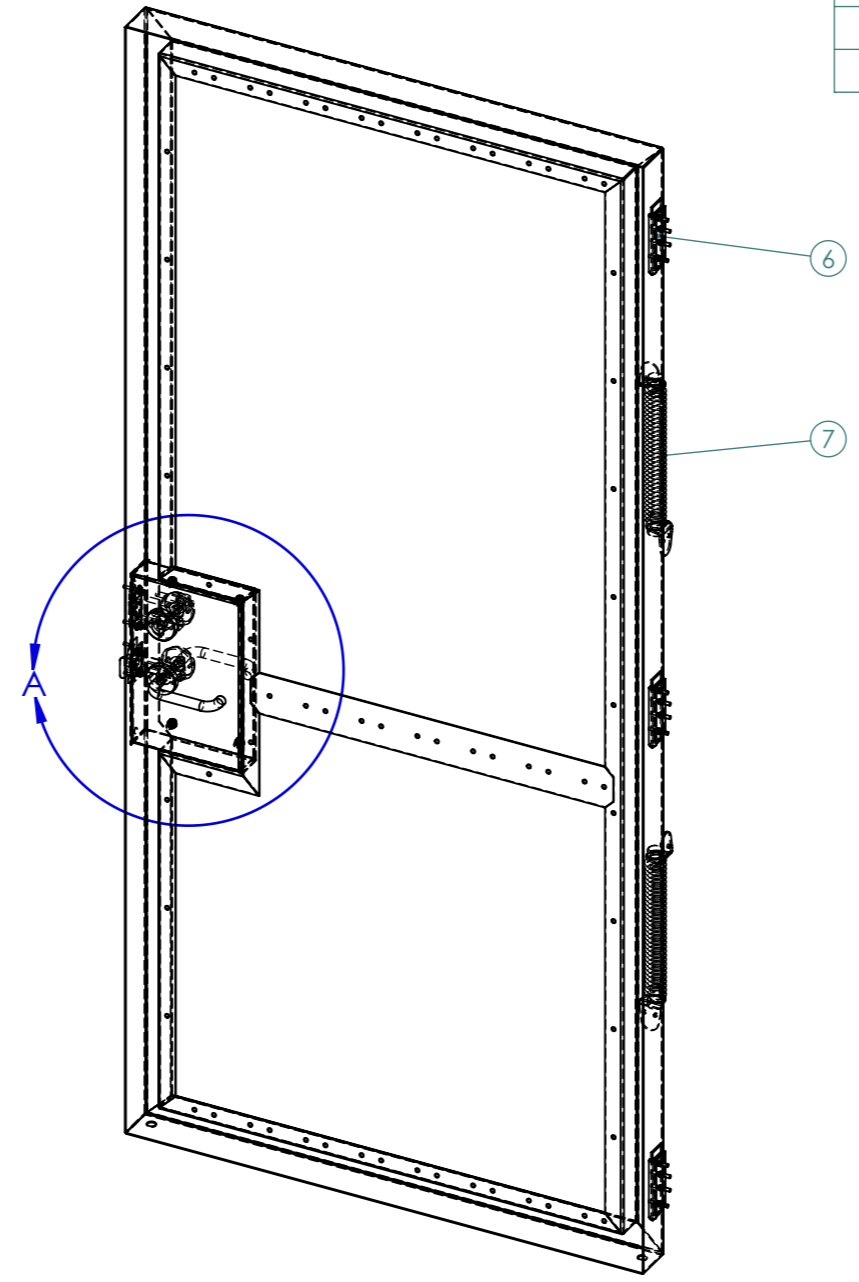
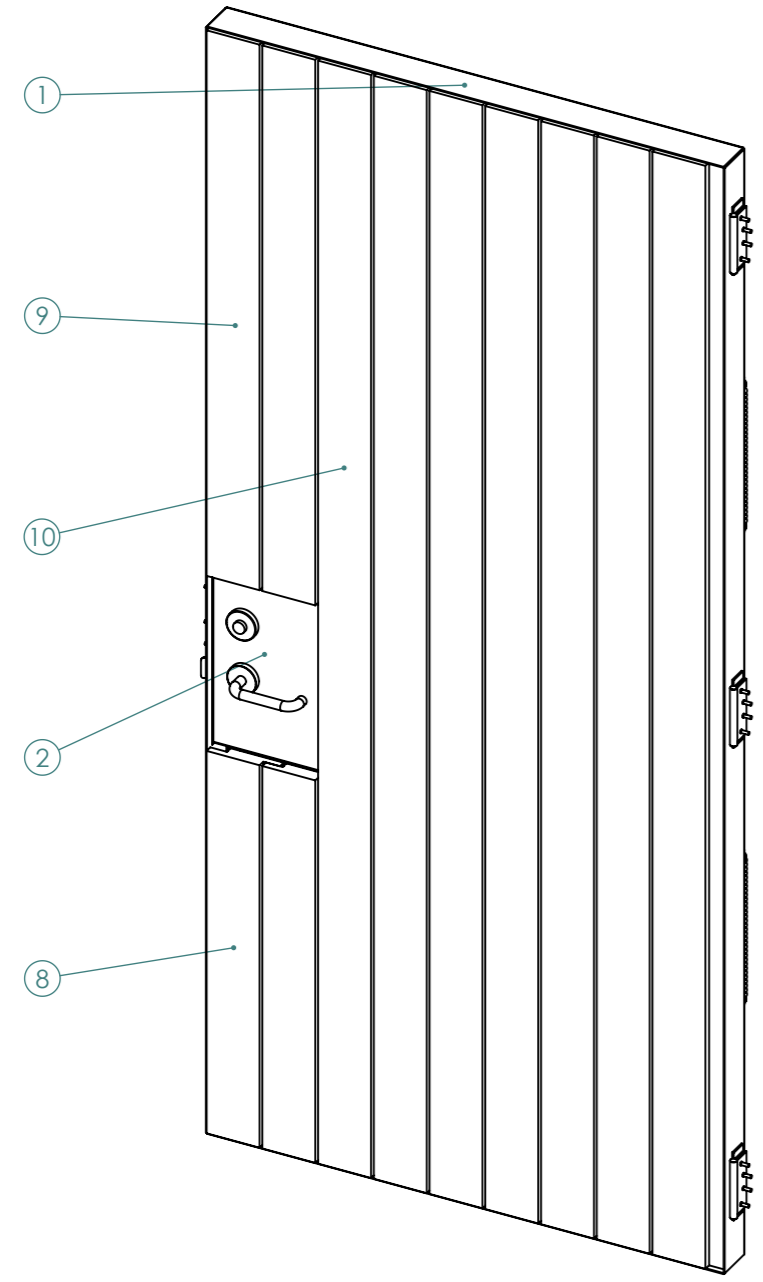
C

D

E

F

QTY	ITEM	NAME	SEE SHEET
1	1	DOOR FRAME WELDMENT	15
1	2	DOOR BOX WELDMENT	16
1	3	LATCH SABRE LW5260-1SFT-SC	
1	4	LEVER SABRE LS-R53-H01-SSS	
1	5	BOLT METLAM ML400A-SC	
3	6	HINGE SABRE-LS-R53-H01-SSS	
2	7	GATE SPRING PINNACLE 360MM GALV	
2	8	TIMBER SHIPLAP 100 COVER 708L	14
2	9	TIMBER SHIPLAP 100 COVER 1010L	14
7	10	TIMBER SHIPLAP 100 COVER 2042L	14
4	11	AS-NZS 1427 PC- M6 x 16-N	
8	12	AS-NZS 1023 CC- M4 x 16-N	
22	13	AS-NZS 1023 CC- M5 x 16-N	



DETAIL A

REV	DESCRIPTION	DATE	BY
C			
B	FINAL REVISIONS MADE	16/11/21	LF DRAWN
A	MATERIAL THICKNESS CHANGES, WELDING INSTRUCTION ADDED	02/11/21	LF CHK'D
-	INITIAL RELEASE	20/10/21	LF APPV'D
APV	APPROVAL RELEASE	20/10/21	LF

UNLESS OTHERWISE SPECIFIED
DIMENSIONS ARE IN MILLIMETERS
TOLERANCES:
LINEAR: ±1mm
ANGULAR: ±1°
REMOVE ALL SHARP EDGES & BURRS

MATERIAL: AS SHOWN
FINISH: AS SHOWN
DO NOT SCALE DRAWING

FOR PRODUCTION

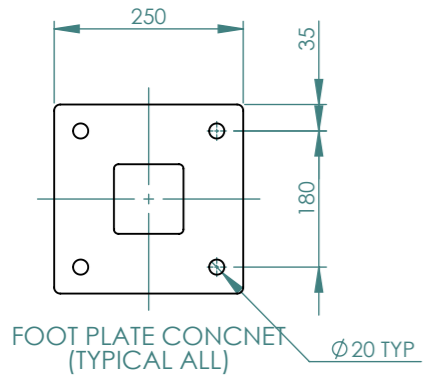


Unit 13/19 Heath St.
Lonsdale SA 5160
p +61 (08) 8329 6700
f +61 (08) 8329 6701
sales@sparkfurniture.com.au
www.sparkfurniture.com.au
ABN 24 082 987 516

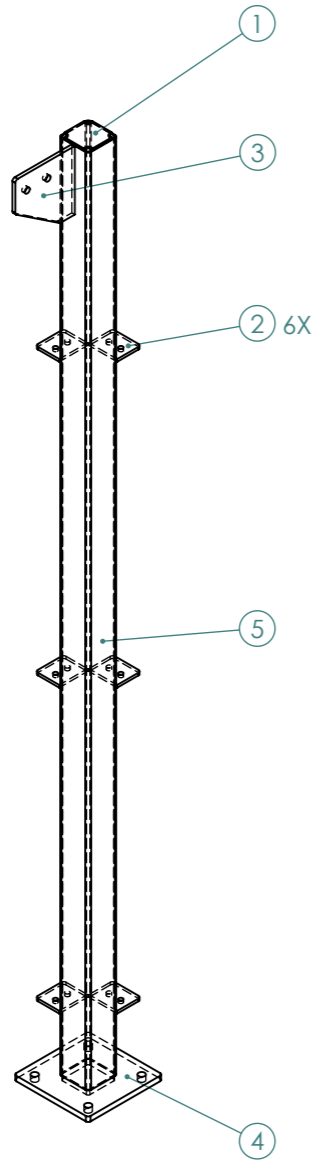
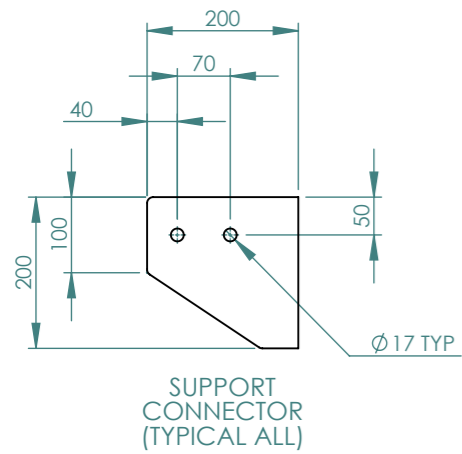
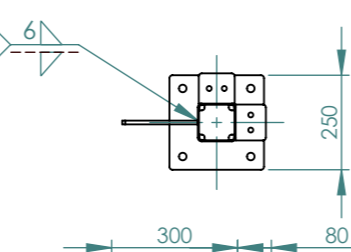
CUSTOMER: XXXXXXXX XXXXXXX	REV: B	A3
PROJECT: DEW TOILET BLOCK	SHEET 2 OF 17	
DRAWING: DEW TOILET BLOCK FABRICATION B		
SHEET NAME: 2 - DOOR BOM		

CUT LIST (VERTICAL CORNER WELDMENT)

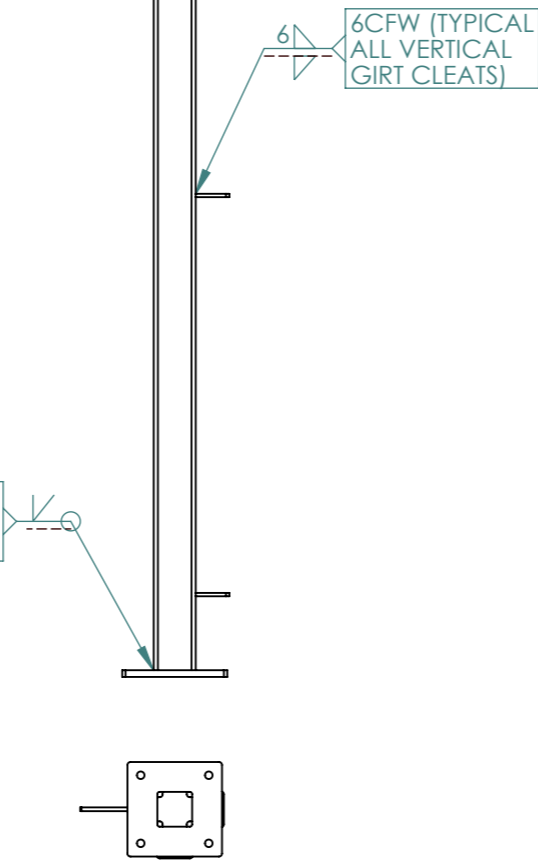
QTY	ITEM	DESCRIPTION	TH	MATERIAL	BENDS	NOTE
1	1	VW END CAP	5	MILD STEEL	0	
6	2	VW GIRT CLEAT	8	MILD STEEL	0	
1	3	VW SUPPORT CONNECTOR	10	MILD STEEL	0	
1	4	VW FOOT PLATE CONCENT	16	MILD STEEL	0	
1	5	100x100x4.0 SHS C350L0		MILD STEEL		



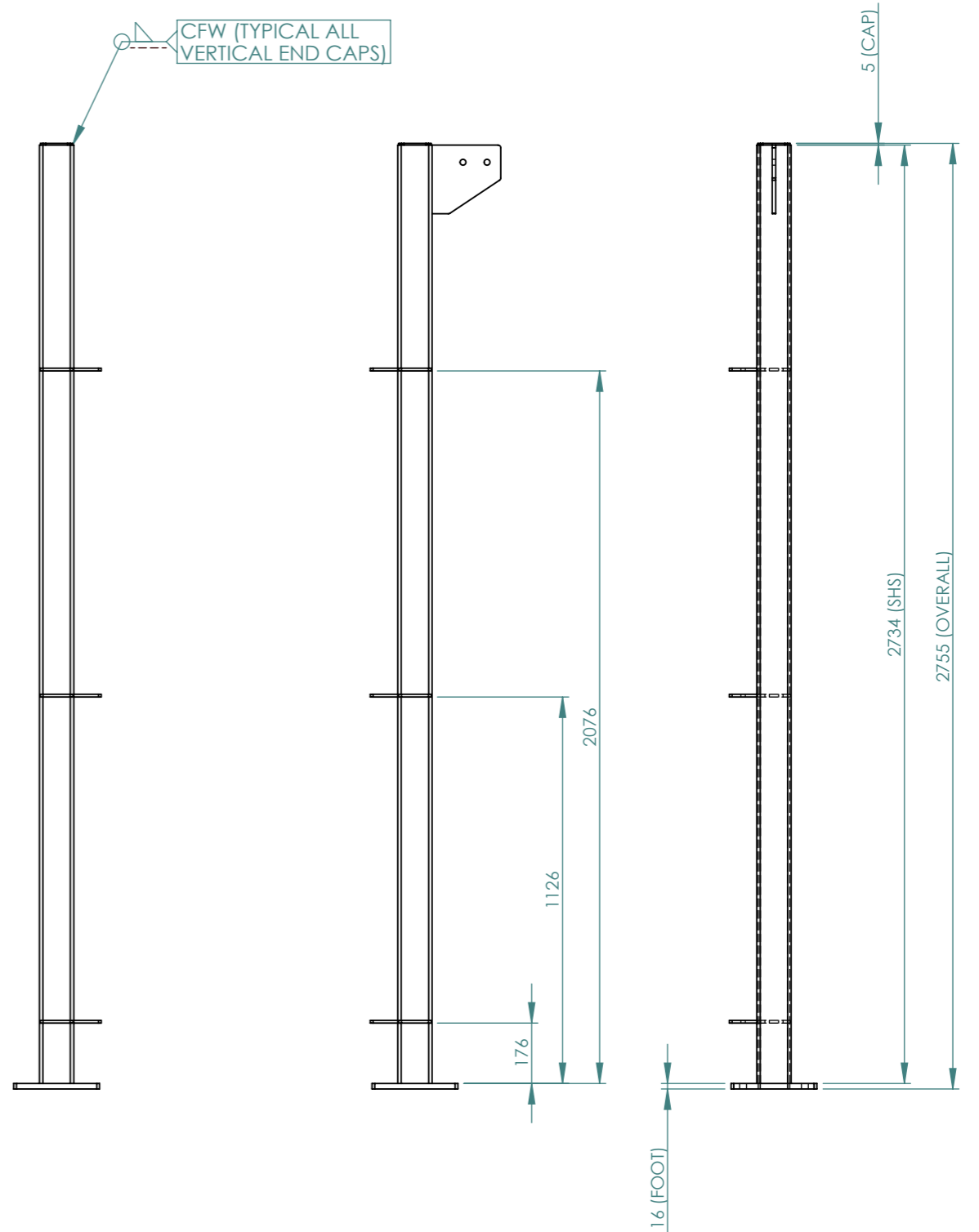
6CFW (TYPICAL ALL VERTICAL SUPPORT CONNECTORS)



CPBW (TYPICAL ALL VERTICAL FOOT PLATES)



CFW (TYPICAL ALL VERTICAL END CAPS)



VERTICAL CORNER WELDMENT

REV	DESCRIPTION	DATE	BY	NAME	DATE
C					
B	FINAL REVISIONS MADE	16/11/21	LF	DRAWN	-
A	MATERIAL THICKNESS CHANGES, WELDING INSTRUCTION ADDED	02/11/21	LF	CHK'D	-
-	INITIAL RELEASE	20/10/21	LF	APPV'D	-
APV	APPROVAL RELEASE	20/10/21	LF		

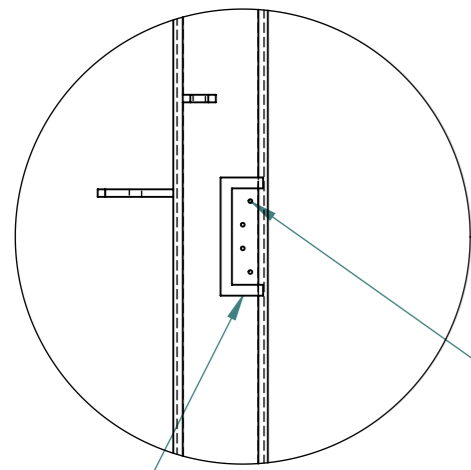
UNLESS OTHERWISE SPECIFIED DIMENSIONS ARE IN MILLIMETERS
TOLERANCES:
LINEAR: ±1mm
ANGULAR: ±1°
REMOVE ALL SHARP EDGES & BURRS

MATERIAL: AS SHOWN
FINISH: AS SHOWN
DO NOT SCALE DRAWING



Unit 13/19 Heath St.
Lonsdale SA 5160
p +61 (08) 8329 6700
F +61 (08) 8329 6701
sales@sparkfurniture.com.au
www.sparkfurniture.com.au
ABN 24 082 987 516

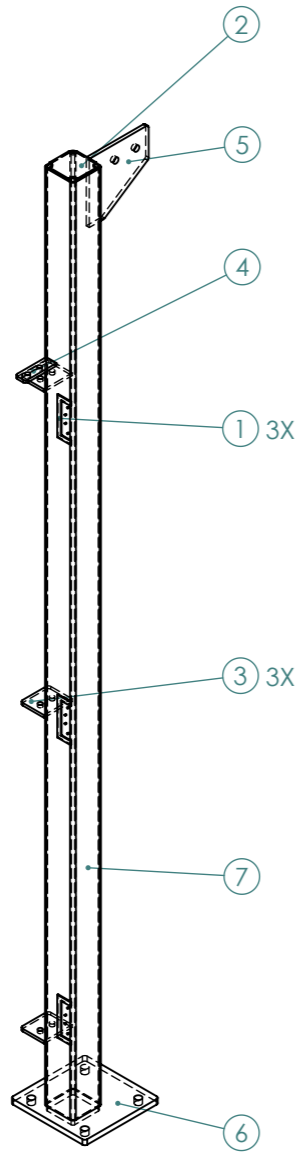
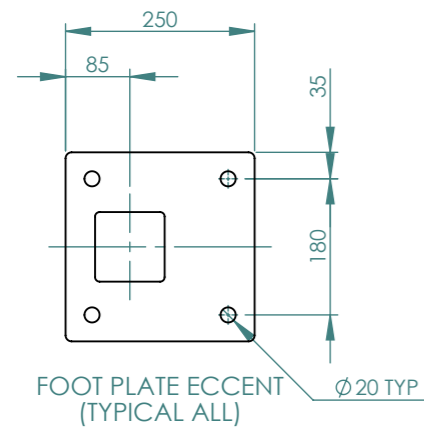
CUSTOMER: XXXXXXXX XXXXXXXX	REV: B	A3
PROJECT: DEW TOILET BLOCK	SHEET 3 OF 17	
DRAWING: DEW TOILET BLOCK FABRICATION B		
SHEET NAME: 3 - VW 1		



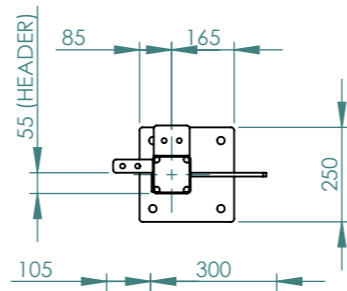
PLACE HINGE IN SURROUND TO LOCATE HOLES. DRILL AND TAP TO M5 POST COATING/PROTECTION 12 PLACES

DETAIL B

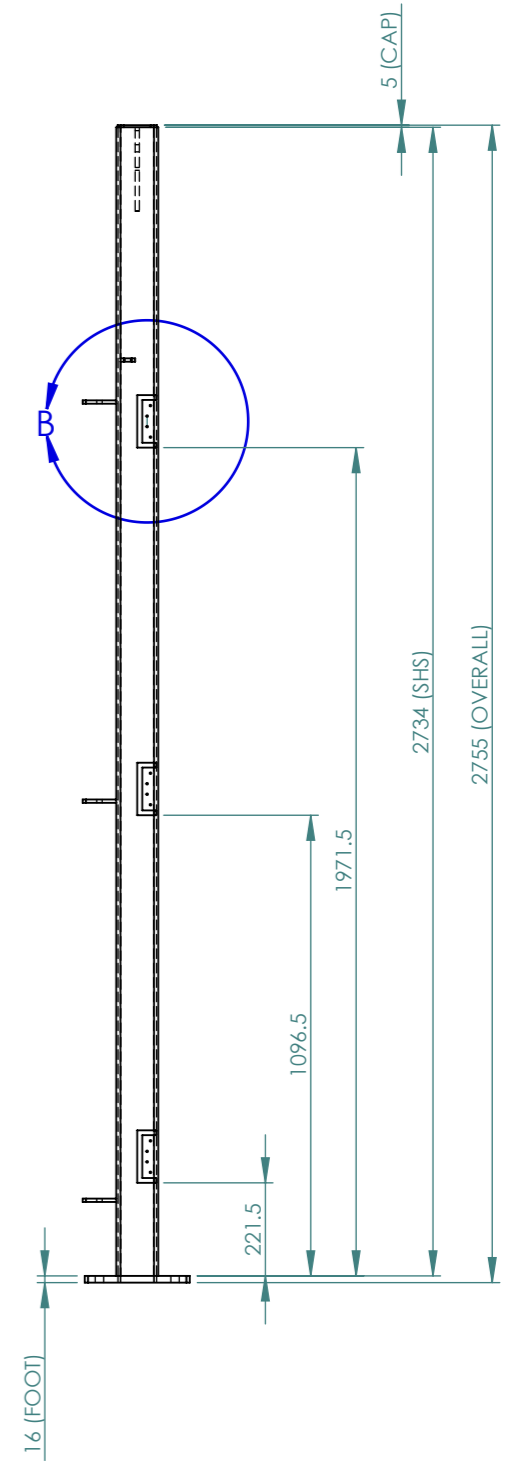
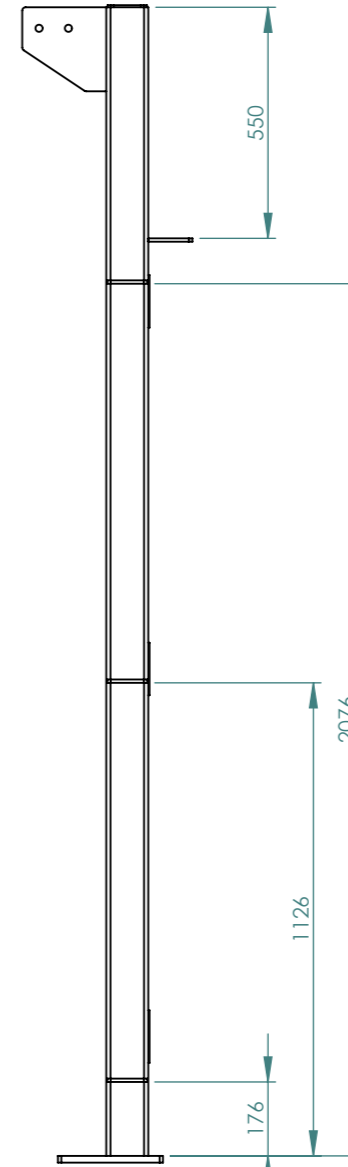
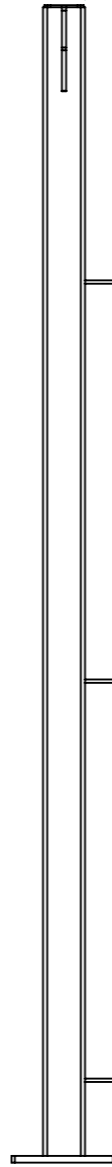
10-30
OUTSIDE EDGES TO SHS. TYPICAL ALL HINGE SURROUNDS



6CFW (TYPICAL ALL VERTICAL DOOR HEADER CLEATS)



80



VERTICAL CORNER DOOR HINGE WELDMENT

CUT LIST (VERTICAL CORNER DOOR HINGE WELDMENT)

QTY	ITEM	DESCRIPTION	TH	MATERIAL	BENDS	NOTE
3	1	VW HINGE SURROUND	3	MILD STEEL	0	
1	2	VW END CAP	5	MILD STEEL	0	
3	3	VW GIRT CLEAT	8	MILD STEEL	0	
1	4	VW DOOR HEADER CLEAT	8	MILD STEEL	0	
1	5	VW SUPPORT CONNECTOR	10	MILD STEEL	0	
1	6	VW FOOT PLATE ECCENT	16	MILD STEEL	0	
1	7	100x100x4.0 SHS C350L0		MILD STEEL		

REV	DESCRIPTION	DATE	BY
C			
B	FINAL REVISIONS MADE	16/11/21	LF DRAWN
A	MATERIAL THICKNESS CHANGES, WELDING INSTRUCTION ADDED	02/11/21	LF CHK'D
-	INITIAL RELEASE	20/10/21	LF APPV'D
APV	APPROVAL RELEASE	20/10/21	LF

UNLESS OTHERWISE SPECIFIED DIMENSIONS ARE IN MILLIMETERS
TOLERANCES:
LINEAR: ±1mm
ANGULAR: ±1°
REMOVE ALL SHARP EDGES & BURRS

MATERIAL: AS SHOWN
FINISH: AS SHOWN
DO NOT SCALE DRAWING

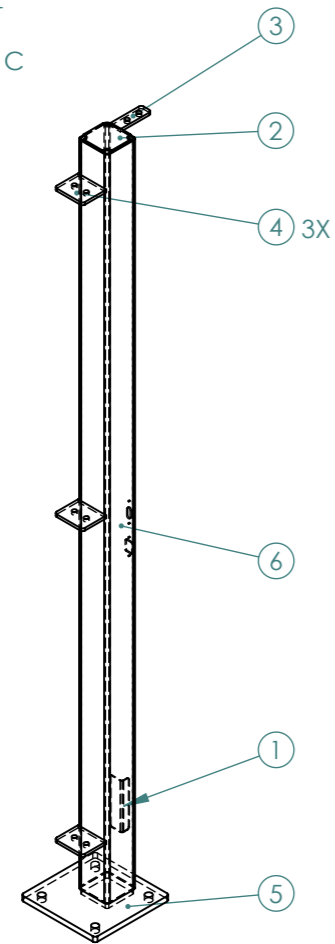
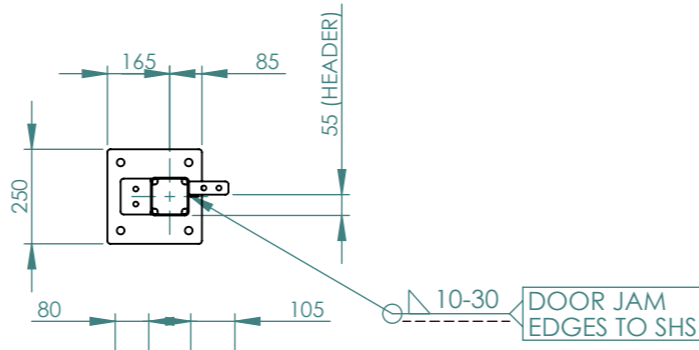
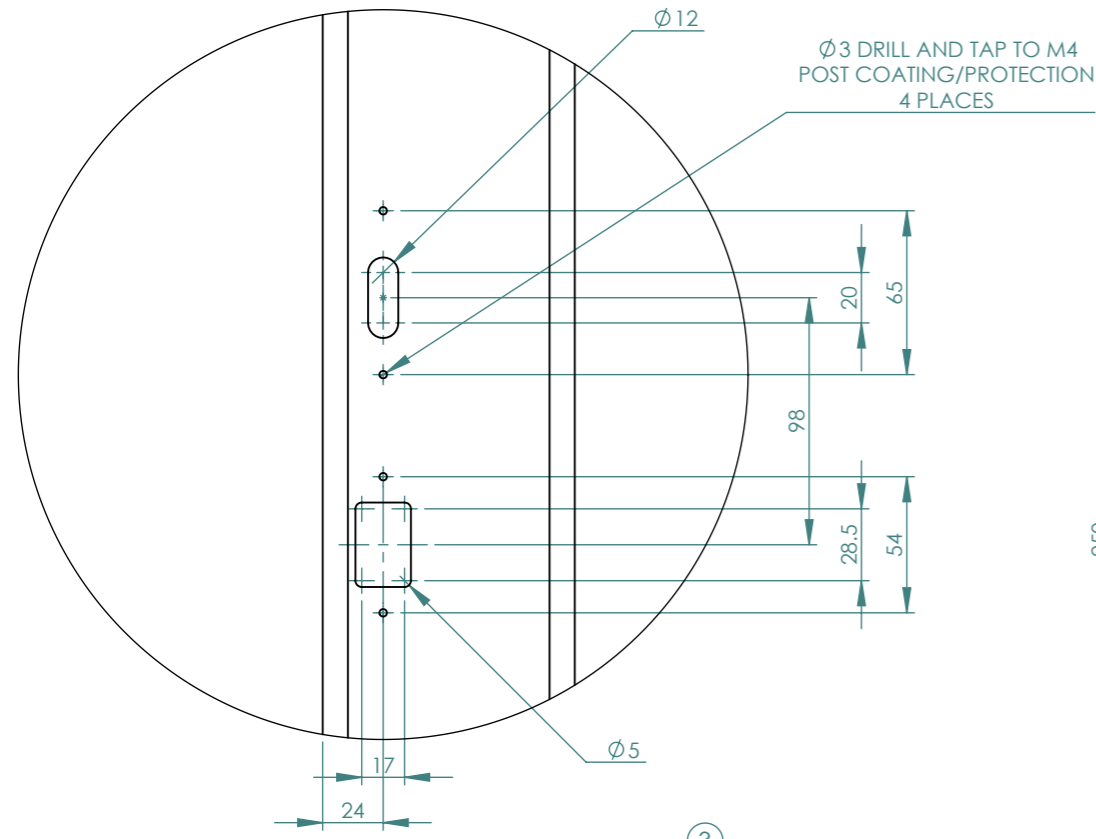


Unit 13/19 Heath St.
Lonsdale SA 5160
p +61 (08) 8329 6700
f +61 (08) 8329 6701
sales@sparkfurniture.com.au
www.sparkfurniture.com.au
ABN 24 082 987 516

CUSTOMER: XXXXXXXX XXXXXXXX
PROJECT: DEW TOILET BLOCK
DRAWING: DEW TOILET BLOCK FABRICATION B
SHEET NAME: 4 - VW 2

REV: B A3
SHEET 4 OF 17

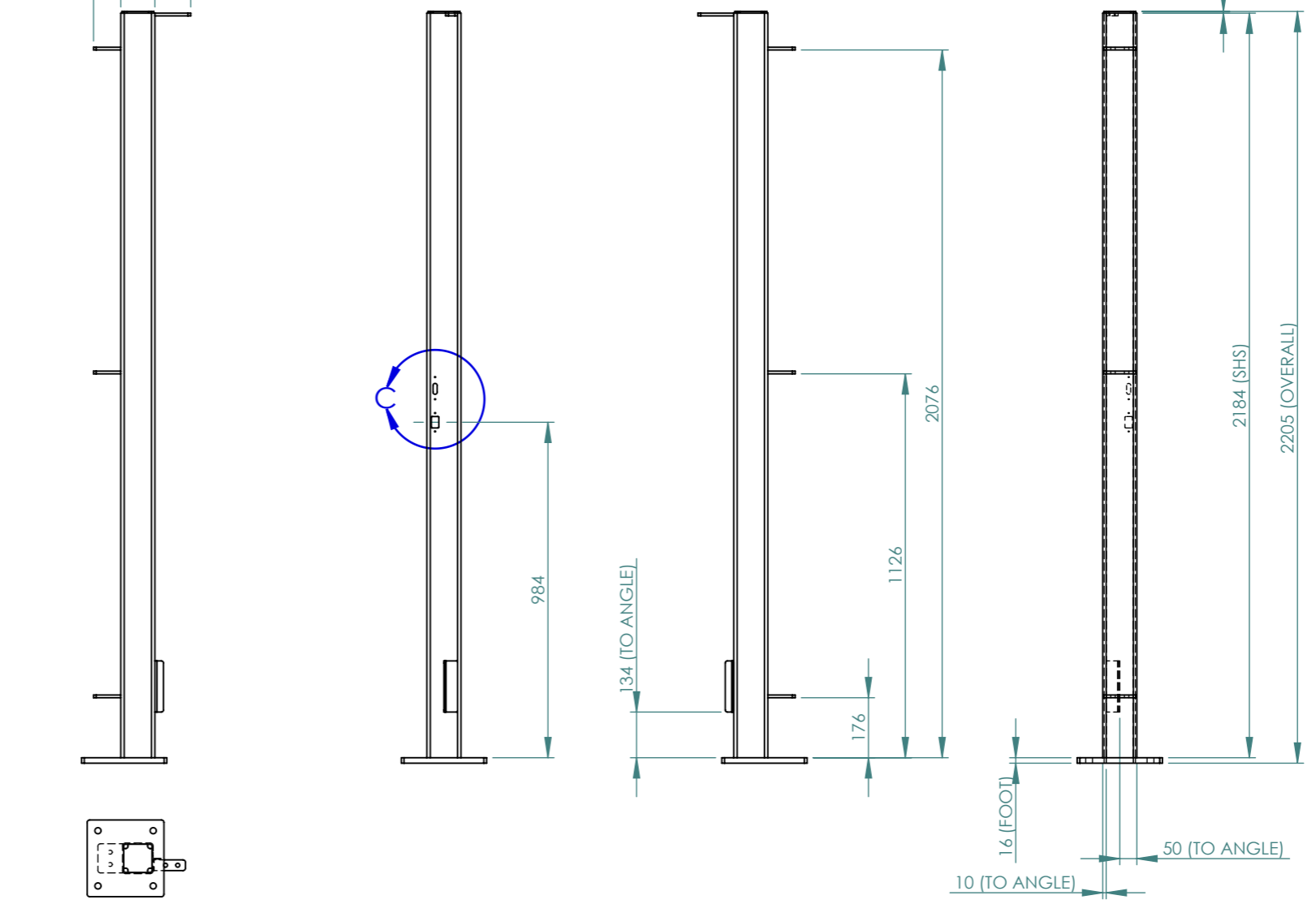
FOR PRODUCTION



VERTICAL DOOR STOP WELDMENT

CUT LIST (VERTICAL DOOR STOP WELDMENT)

QTY	ITEM	DESCRIPTION	TH	MATERIAL	BENDS	NOTE
1	1	VW DOOR JAM ANGLE	3	MILD STEEL	1	
1	2	VW END CAP	5	MILD STEEL	0	
1	3	VW DOOR HEADER CLEAT	8	MILD STEEL	0	
3	4	VW GIRT CLEAT	8	MILD STEEL	0	
1	5	VW FOOT PLATE ECCENT	16	MILD STEEL	0	
1	6	100x100x4.0 SHS C350L0		MILD STEEL		



REV	DESCRIPTION	DATE	BY
C			
B	FINAL REVISIONS MADE	16/11/21	LF DRAWN
A	MATERIAL THICKNESS CHANGES, WELDING INSTRUCTION ADDED	02/11/21	LF CHK'D
-	INITIAL RELEASE	20/10/21	LF APPV'D
APV	APPROVAL RELEASE	20/10/21	LF

UNLESS OTHERWISE SPECIFIED
 DIMENSIONS ARE IN MILLIMETERS
 TOLERANCES:
 LINEAR: ± 1 mm
 ANGULAR: $\pm 1^\circ$
 REMOVE ALL SHARP EDGES & BURRS

MATERIAL: AS SHOWN
 FINISH: AS SHOWN
 DO NOT SCALE DRAWING

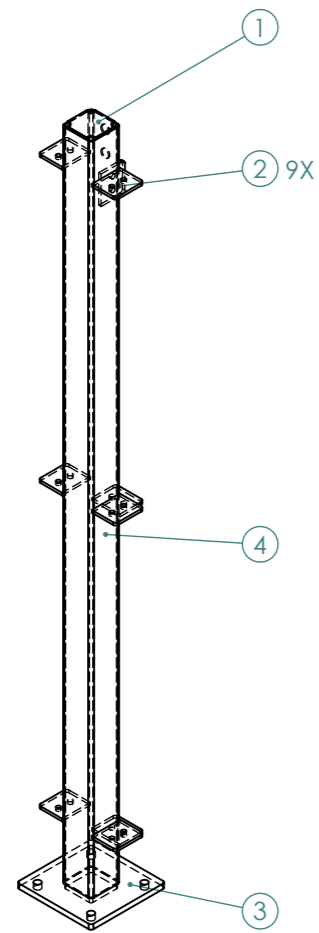
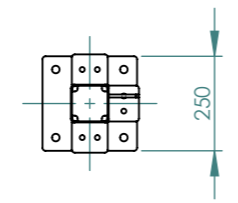
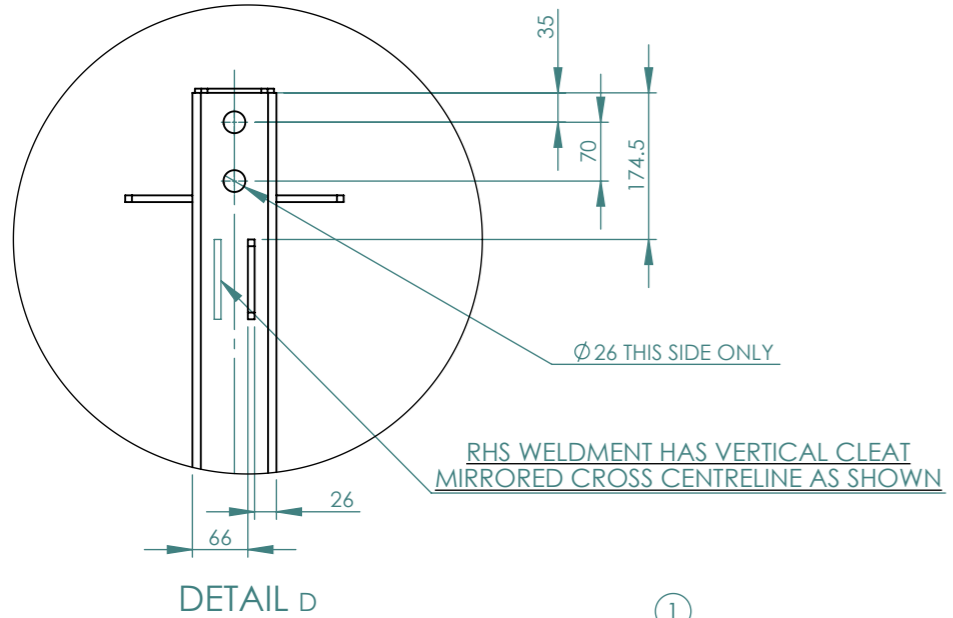


Unit 13/19 Heath St.
 Lonsdale SA 5160
 p +61 (08) 8329 6700
 F +61 (08) 8329 6701
 sales@sparkfurniture.com.au
 www.sparkfurniture.com.au
 ABN 24 082 987 516

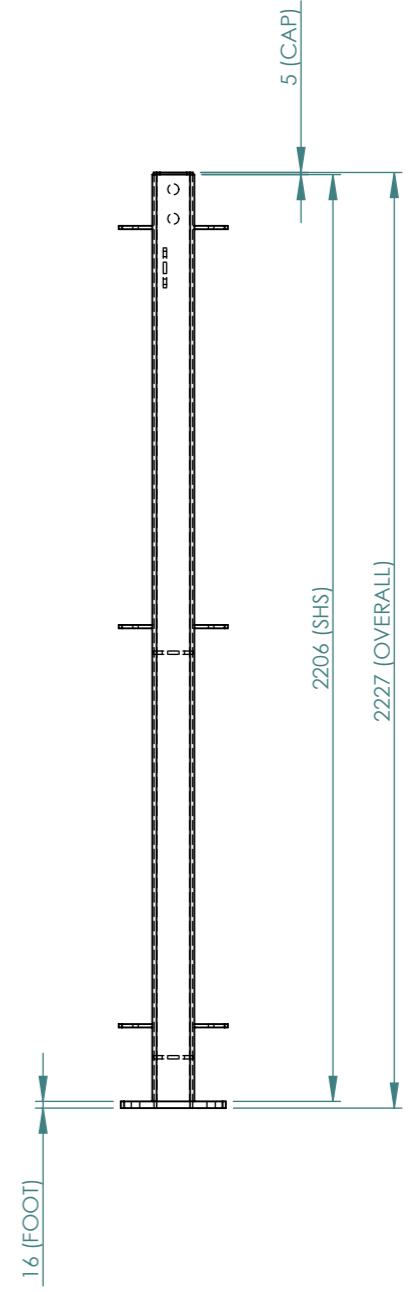
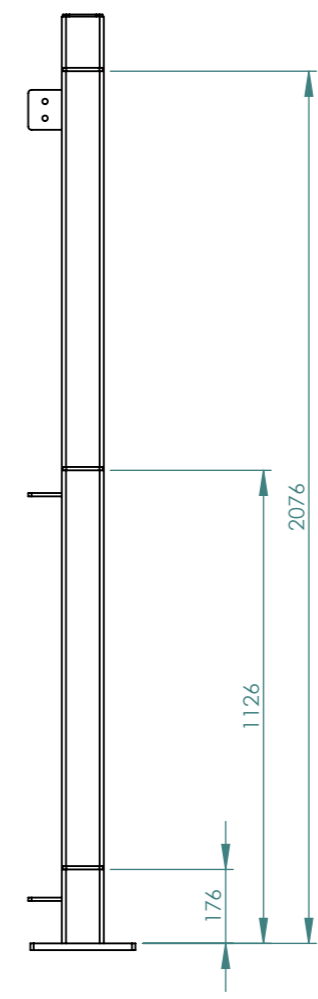
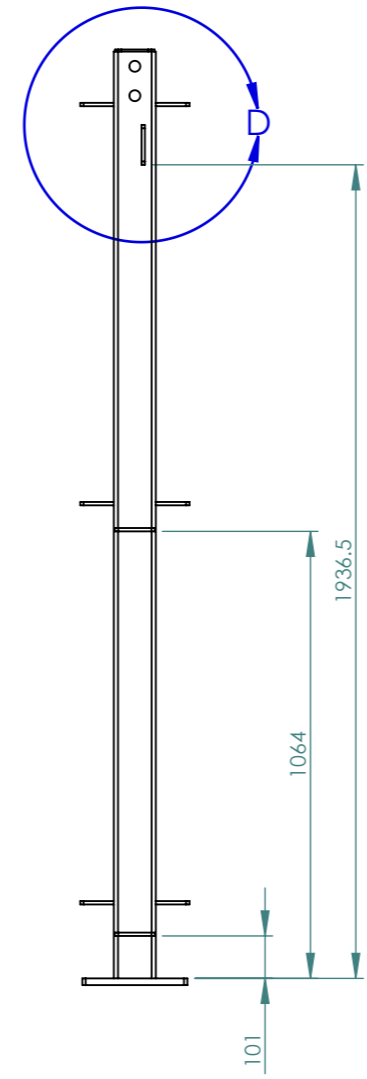
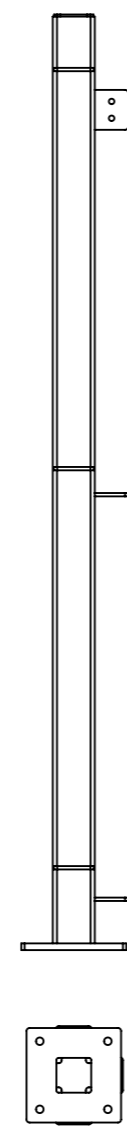
CUSTOMER: XXXXXXXX XXXXXXXX	REV: B	A3
PROJECT: DEW TOILET BLOCK	SHEET 5 OF 17	
DRAWING: DEW TOILET BLOCK FABRICATION B		
SHEET NAME: 5 - VW 3		

CUT LIST (VERTICAL CENTRE LHS WELDMENT)

QTY	ITEM	DESCRIPTION	TH	MATERIAL	BENDS	NOTE
9	1	VW GIRT CLEAT	8	MILD STEEL	0	
1	2	VW END CAP	5	MILD STEEL	0	
1	3	VW FOOT PLATE CONCENT	16	MILD STEEL	0	
1	4	100x100x4.0 SHS C350L0		MILD STEEL		



VERTICAL CENTRE LHS WELDMENT



REV	DESCRIPTION	DATE	BY	NAME	DATE
C					
B	FINAL REVISIONS MADE	16/11/21	LF	DRAWN	-
A	MATERIAL THICKNESS CHANGES, WELDING INSTRUCTION ADDED	02/11/21	LF	CHK'D	-
-	INITIAL RELEASE	20/10/21	LF	APPV'D	-
APV	APPROVAL RELEASE	20/10/21	LF		

UNLESS OTHERWISE SPECIFIED
DIMENSIONS ARE IN MILLIMETERS
TOLERANCES:
LINEAR: ±1mm
ANGULAR: ±1°
REMOVE ALL SHARP EDGES & BURRS

MATERIAL: AS SHOWN
FINISH: AS SHOWN

FOR PRODUCTION

DO NOT SCALE DRAWING

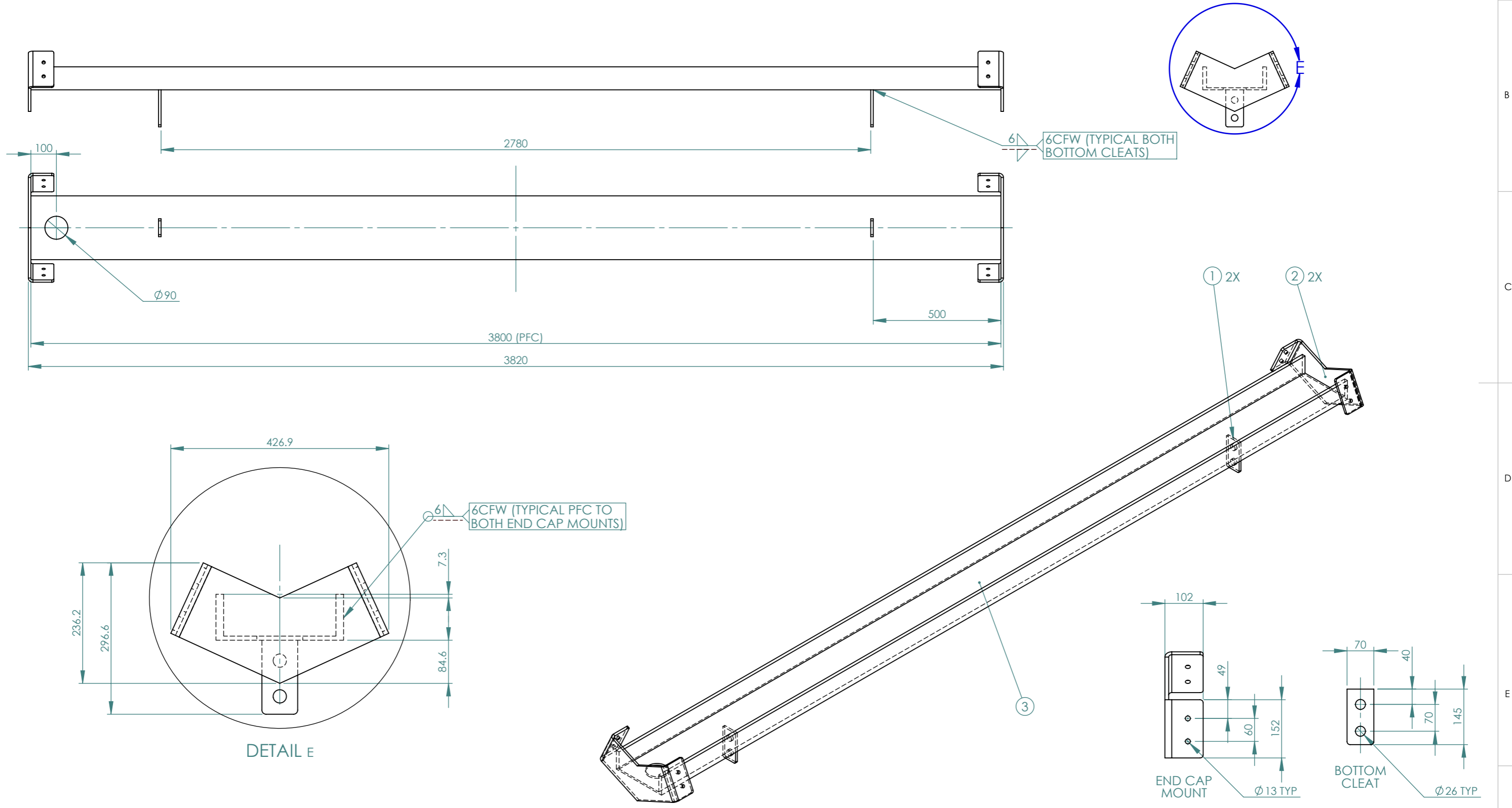


Unit 13/19 Heath St.
Lonsdale SA 5160
p +61 (08) 8329 6700
f +61 (08) 8329 6701
sales@sparkfurniture.com.au
www.sparkfurniture.com.au
ABN 24 082 987 516

CUSTOMER: XXXXXXXX XXXXXXXX	REV: B	A3
PROJECT: DEW TOILET BLOCK	SHEET 6 OF 17	
DRAWING: DEW TOILET BLOCK FABRICATION B		
SHEET NAME: 6 - VW 4		

CUT LIST (GUTTER WELDMENT)

QTY	ITEM	DESCRIPTION	TH	MATERIAL	BENDS	NOTE
2	1	GW BOTTOM CLEATS	10	MILD STEEL	0	
2	2	GW END CAP MOUNT	10	MILD STEEL	2	
1	3	250PFC 3800L		MILD STEEL		



DETAIL E

END CAP MOUNT

BOTTOM CLEAT

REV	DESCRIPTION	DATE	BY
C			
B	FINAL REVISIONS MADE	16/11/21	LF DRAWN
A	MATERIAL THICKNESS CHANGES, WELDING INSTRUCTION ADDED	02/11/21	LF CHK'D
-	INITIAL RELEASE	20/10/21	LF APPV'D
APV	APPROVAL RELEASE	20/10/21	LF

UNLESS OTHERWISE SPECIFIED
DIMENSIONS ARE IN MILLIMETERS
TOLERANCES:
LINEAR: ±1mm
ANGULAR: ±1°
REMOVE ALL SHARP EDGES & BURRS

MATERIAL: AS SHOWN
FINISH: AS SHOWN

DO NOT SCALE DRAWING



Unit 13/19 Heath St.
Lonsdale SA 5160
p +61 (08) 8329 6700
f +61 (08) 8329 6701
sales@sparkfurniture.com.au
www.sparkfurniture.com.au
ABN 24 082 987 516

CUSTOMER: XXXXXXXXX XXXXXXXX	REV: B	A3
PROJECT: DEW TOILET BLOCK	SHEET 7 OF 17	
DRAWING: DEW TOILET BLOCK FABRICATION B		
SHEET NAME: 7 - GUTTER		

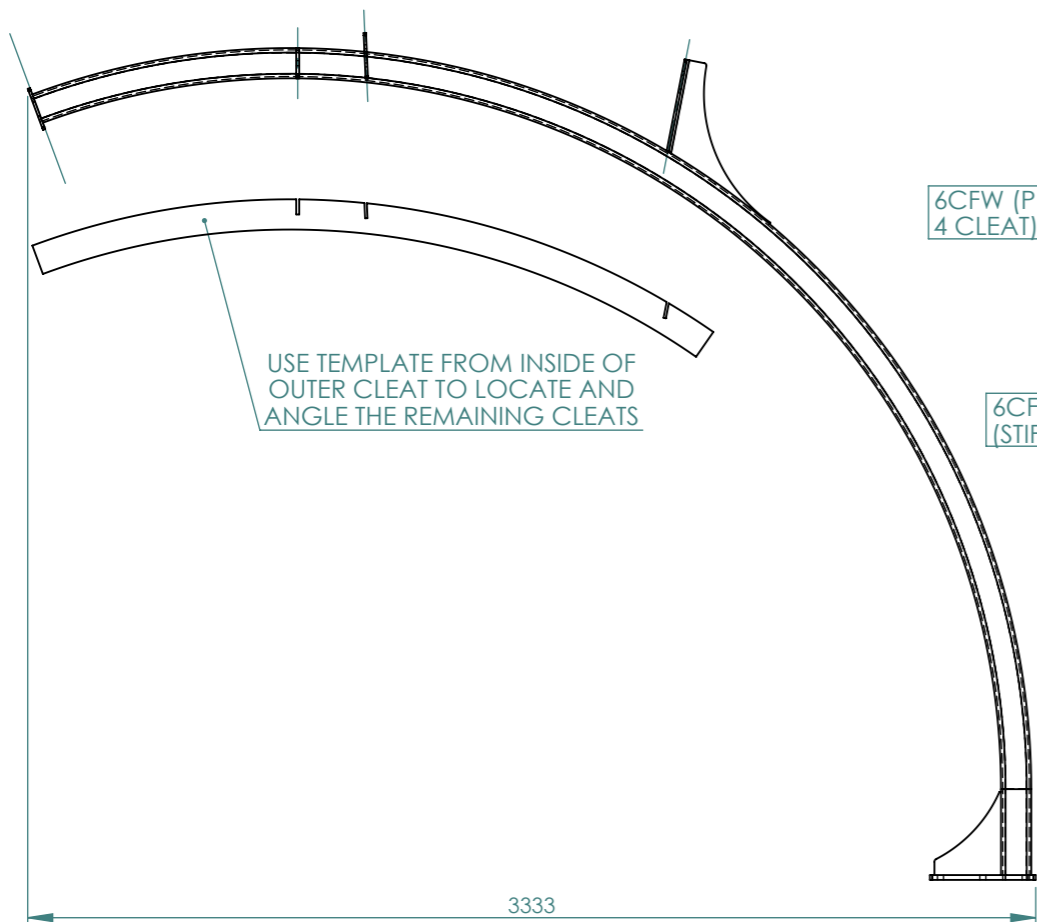
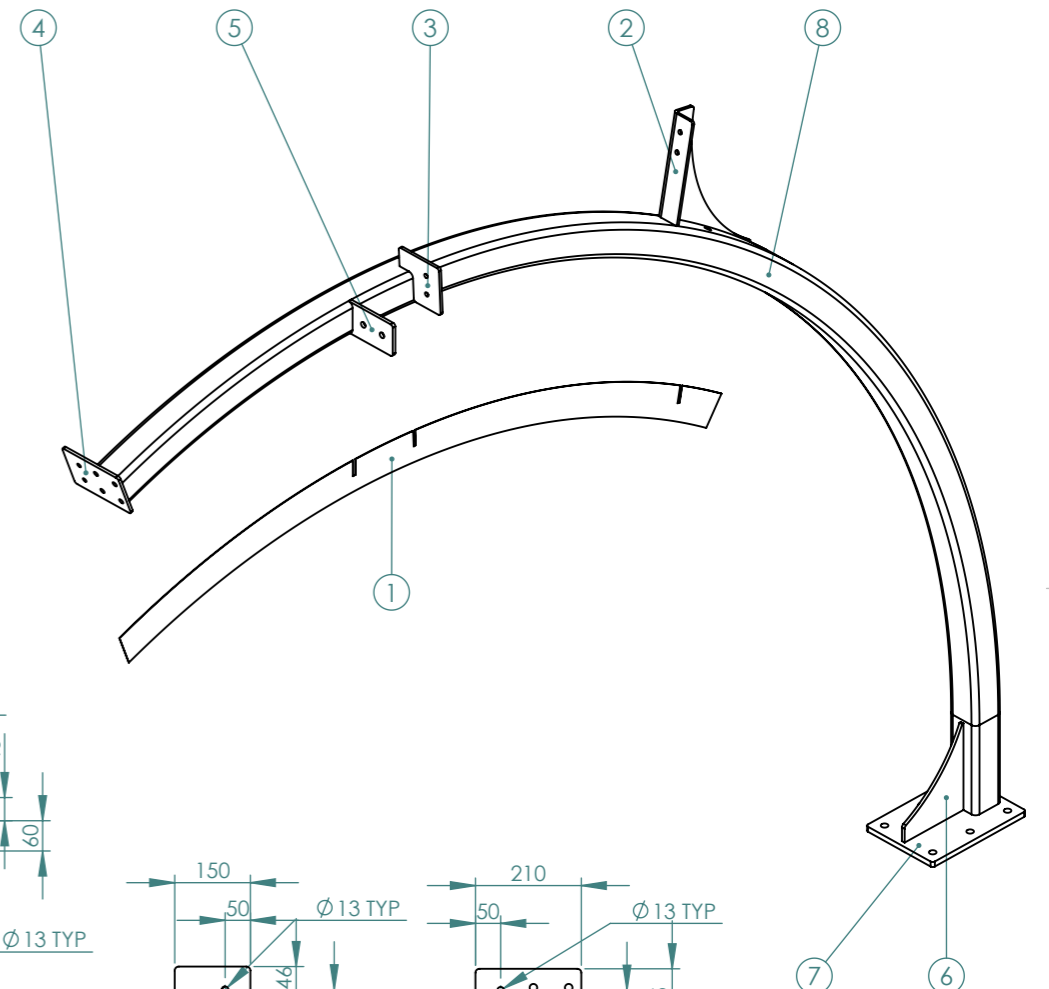
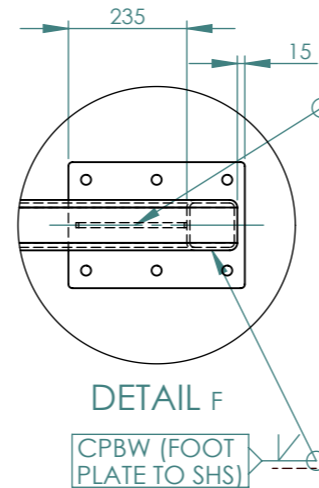
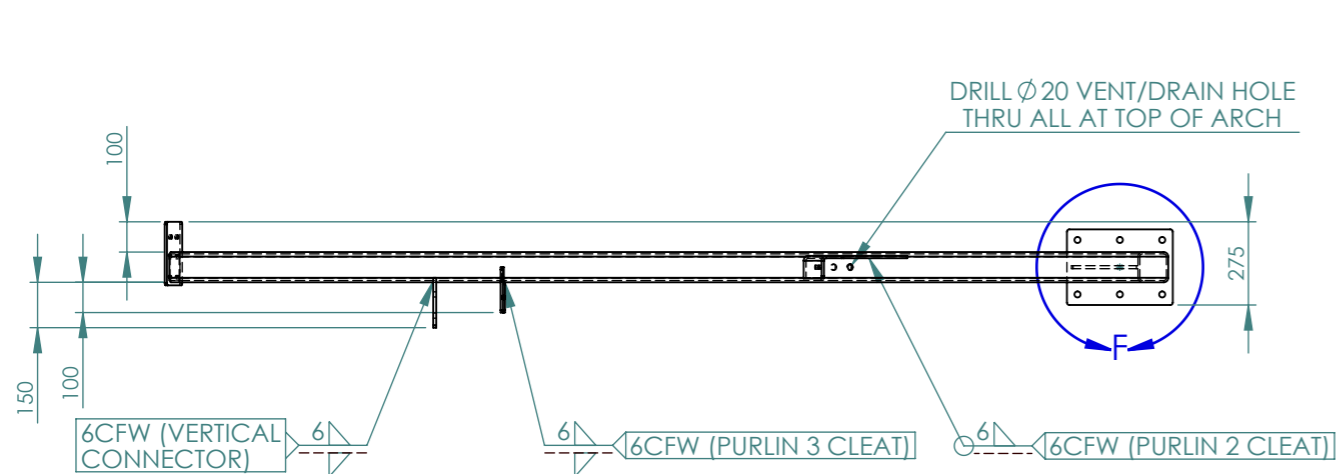
CUT LIST (SUPPORT LHS WELDMENT)

QTY	ITEM	DESCRIPTION	TH	MATERIAL	BENDS	NOTE
1	1	SUP TEMPLATE	1	MILD STEEL	0	
1	2	SUP PURLIN 2 CLEAT LHS	8	MILD STEEL	0	
1	3	SUP PURLIN 3 CLEAT	8	MILD STEEL	0	
1	4	SUP PURLIN 4 CLEAT	8	MILD STEEL	0	
1	5	SUP VERTICAL CONNECTOR	10	MILD STEEL	0	
1	6	SUP FOOT PLATE STIFFENER	10	MILD STEEL	0	
1	7	SUP FOOT PLATE	16	MILD STEEL	0	
1	8	100X100X6.0 SHS C350L0 ROLLED		MILD STEEL		

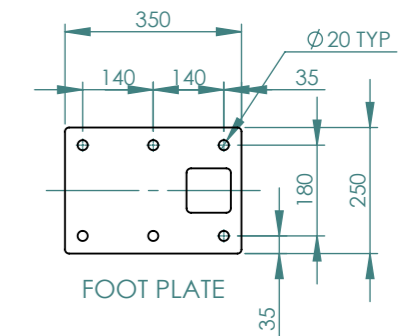
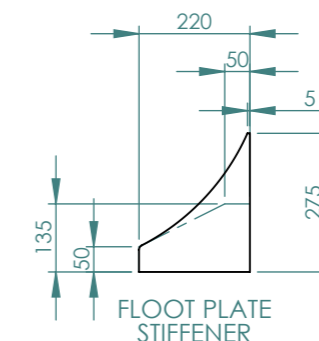
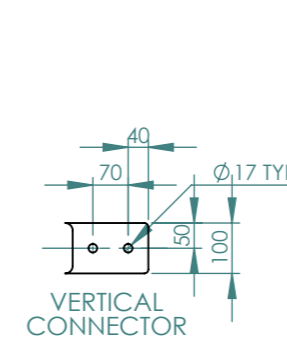
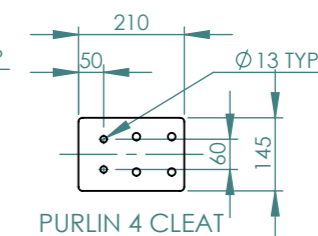
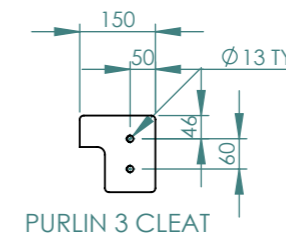
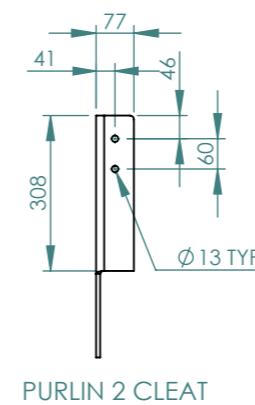
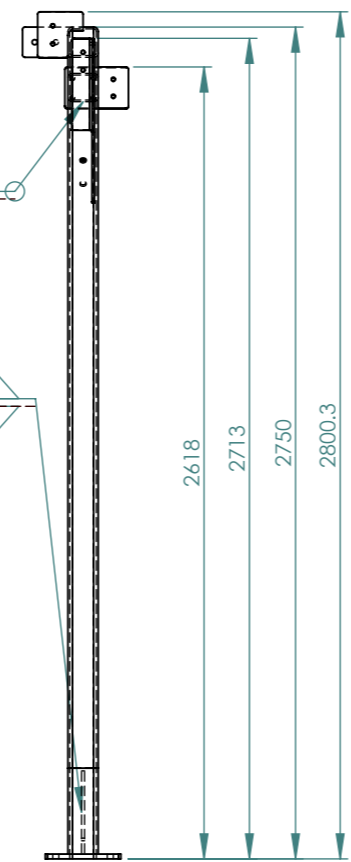
RHS WELDMENT HAS ALL CLEATS MIRRORED ACROSS CENTRELINE SHOWN AND USES 'PURLIN 2 CLEAT RHS'



SUPPORT RHS WELDMENT



SUPPORT LHS WELDMENT



REV	DESCRIPTION	DATE	BY
C			
B	FINAL REVISIONS MADE	16/11/21	LF DRAWN
A	MATERIAL THICKNESS CHANGES, WELDING INSTRUCTION ADDED	02/11/21	LF CHK'D
-	INITIAL RELEASE	20/10/21	LF APPV'D
APV	APPROVAL RELEASE	20/10/21	LF

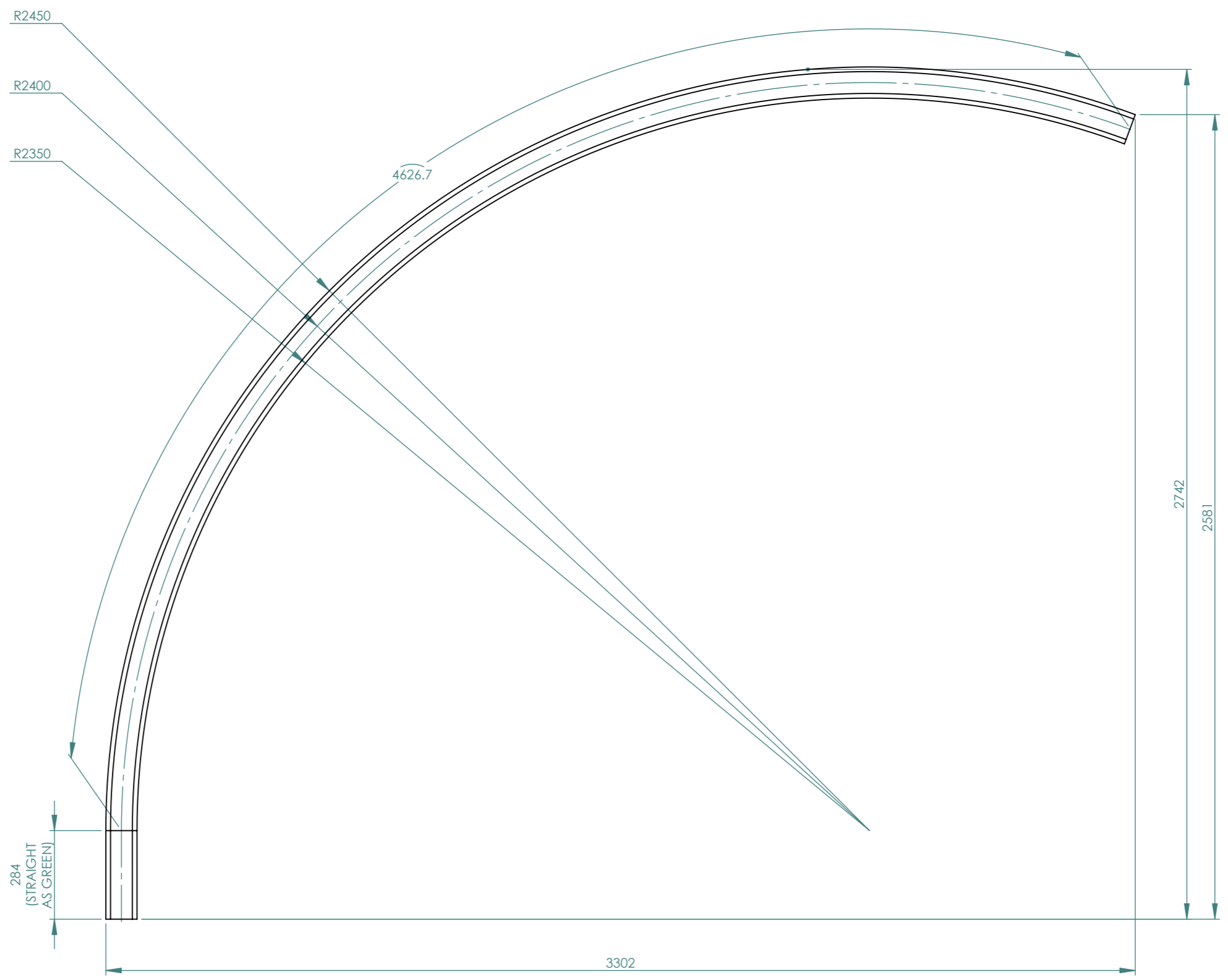
UNLESS OTHERWISE SPECIFIED DIMENSIONS ARE IN MILLIMETERS
TOLERANCES:
LINEAR: ±1mm
ANGULAR: ±1°
REMOVE ALL SHARP EDGES & BURRS

MATERIAL: AS SHOWN
FINISH: AS SHOWN
DO NOT SCALE DRAWING



Unit 13/19 Heath St.
Lonsdale SA 5160
p +61 (08) 8329 6700
f +61 (08) 8329 6701
sales@sparkfurniture.com.au
www.sparkfurniture.com.au
ABN 24 082 987 516

CUSTOMER: XXXXXXXX XXXXXXXX	REV: B	A3
PROJECT: DEW TOILET BLOCK	SHEET 8 OF 17	
DRAWING: DEW TOILET BLOCK FABRICATION B		
SHEET NAME: 8 - SUP 1		



100X100X6.0 SHS ROLLED
(4X REQUIRED FOR STRUCTURE)

DRAWING FOR SUPPLIER / ROLLING SERVICE

REV	DESCRIPTION	DATE	BY
C			
B	FINAL REVISIONS MADE	16/11/21	LF DRAWN
A	MATERIAL THICKNESS CHANGES, WELDING INSTRUCTION ADDED	02/11/21	LF CHK'D
-	INITIAL RELEASE	20/10/21	LF APPV'D
APV	APPROVAL RELEASE	20/10/21	LF

UNLESS OTHERWISE SPECIFIED
DIMENSIONS ARE IN MILLIMETERS
TOLERANCES:
LINEAR: ±1mm
ANGULAR: ±1°
REMOVE ALL SHARP EDGES & BURRS

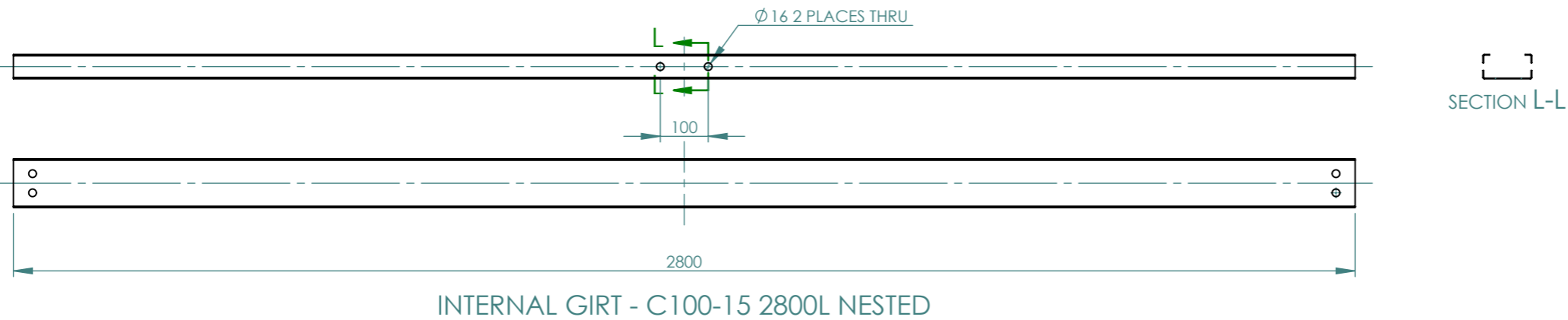
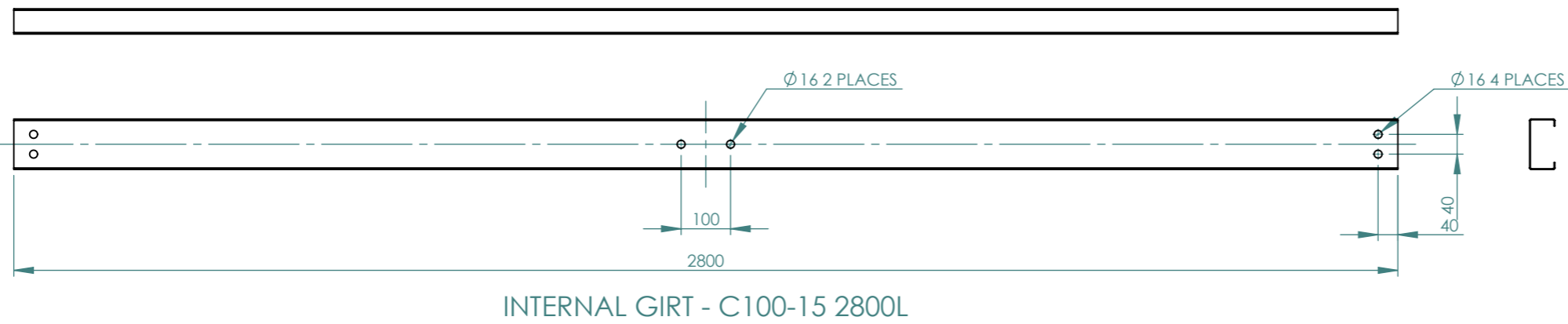
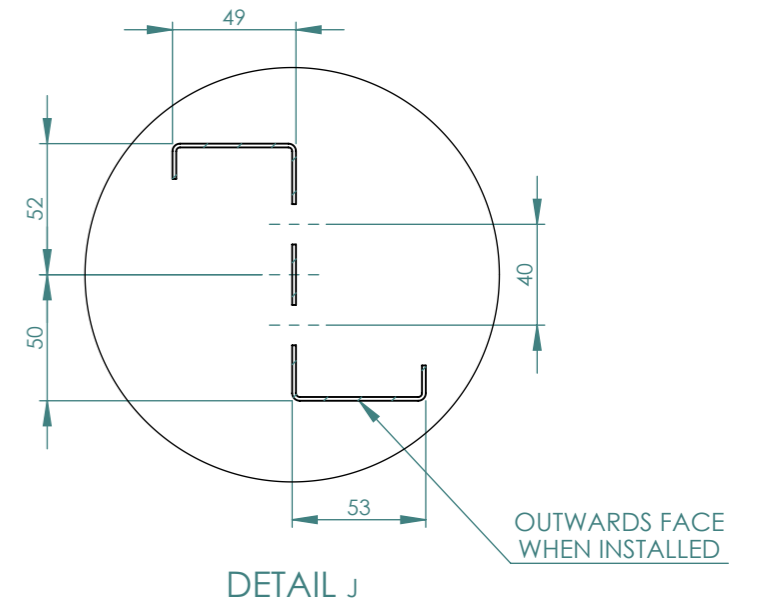
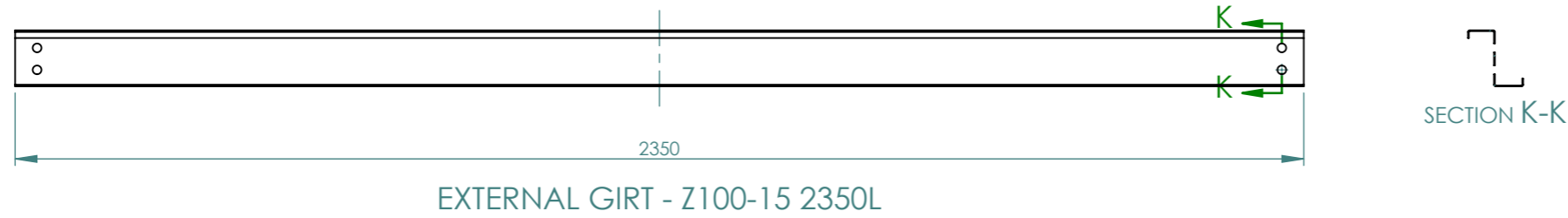
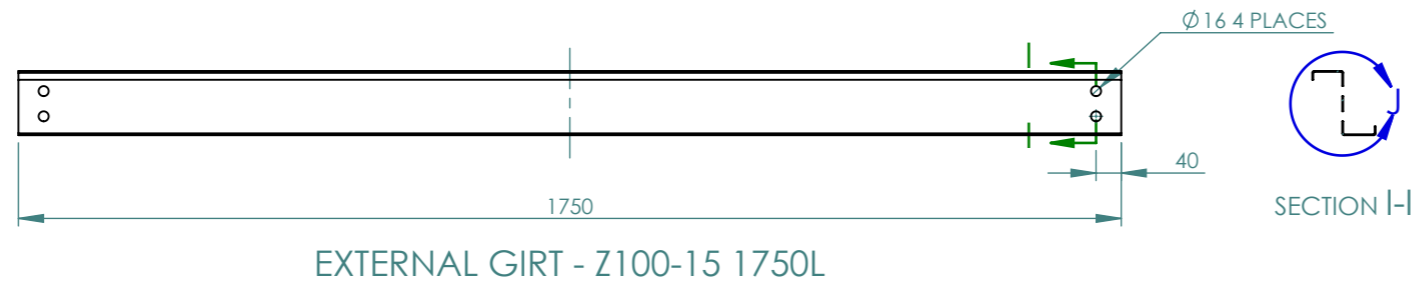
MATERIAL:	AS SHOWN
FINISH:	AS SHOWN
DO NOT SCALE DRAWING	

FOR PRODUCTION



Unit 13/19 Heath St.
Lonsdale SA 5160
p +61 (08) 8329 6700
f +61 (08) 8329 6701
sales@sparkfurniture.com.au
www.sparkfurniture.com.au
ABN 24 082 987 516

CUSTOMER:	XXXXXXXX XXXXXXXX
PROJECT:	DEW TOILET BLOCK
DRAWING:	DEW TOILET BLOCK FABRICATION B
SHEET NAME:	9 - SUP 2
REV:	B
A3	
SHEET 9 OF 17	



DRAWING FOR SUPPLIER

REV	DESCRIPTION	DATE	BY
C			
B	FINAL REVISIONS MADE	16/11/21	LF
A	MATERIAL THICKNESS CHANGES, WELDING INSTRUCTION ADDED	02/11/21	LF
-	INITIAL RELEASE	20/10/21	LF
APV	APPROVAL RELEASE	20/10/21	LF

NAME	DATE
-	-
-	-
-	-

UNLESS OTHERWISE SPECIFIED
DIMENSIONS ARE IN MILLIMETERS
TOLERANCES:
LINEAR: ±1mm
ANGULAR: ±1°
REMOVE ALL SHARP EDGES & BURRS

MATERIAL: AS SHOWN
FINISH: AS SHOWN

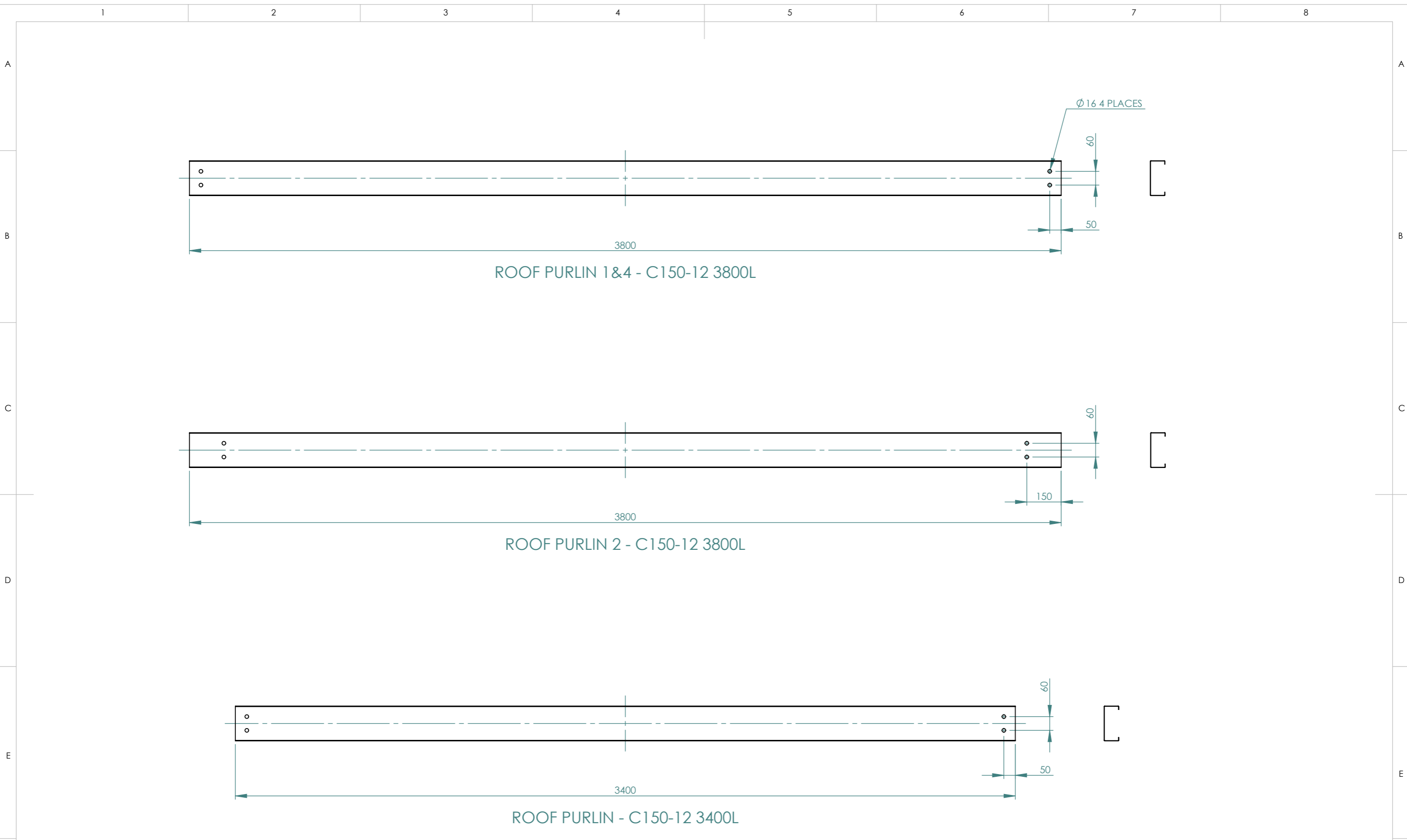
FOR PRODUCTION

DO NOT SCALE DRAWING



Unit 13/19 Heath St.
Lonsdale SA 5160
p +61 (08) 8329 6700
F +61 (08) 8329 6701
sales@sparkfurniture.com.au
www.sparkfurniture.com.au
ABN 24 082 987 516

CUSTOMER: XXXXXXXX XXXXXXXX	REV: B	A3
PROJECT: DEW TOILET BLOCK	SHEET 10 OF 17	
DRAWING: DEW TOILET BLOCK FABRICATION B		
SHEET NAME: 10 - GIRTS		



DRAWING FOR SUPPLIER

REV	DESCRIPTION	DATE	BY
C			
B	FINAL REVISIONS MADE	16/11/21	LF
A	MATERIAL THICKNESS CHANGES, WELDING INSTRUCTION ADDED	02/11/21	LF
-	INITIAL RELEASE	20/10/21	LF
APV	APPROVAL RELEASE	20/10/21	LF

UNLESS OTHERWISE SPECIFIED
DIMENSIONS ARE IN MILLIMETERS
TOLERANCES:
LINEAR: ±1mm
ANGULAR: ±1°
REMOVE ALL SHARP EDGES & BURRS

MATERIAL: AS SHOWN
FINISH: AS SHOWN
DO NOT SCALE DRAWING



Unit 13/19 Heath St.
Lonsdale SA 5160
p +61 (08) 8329 6700
F +61 (08) 8329 6701
sales@sparkfurniture.com.au
www.sparkfurniture.com.au
ABN 24 082 987 516

CUSTOMER: XXXXXXXX XXXXXXXX	REV: B	A3
PROJECT: DEW TOILET BLOCK	SHEET NAME: 11 - PURLINS	
DRAWING: DEW TOILET BLOCK FABRICATION B	SHEET 11 OF 17	

1 2 3 4 5 6 7 8

A

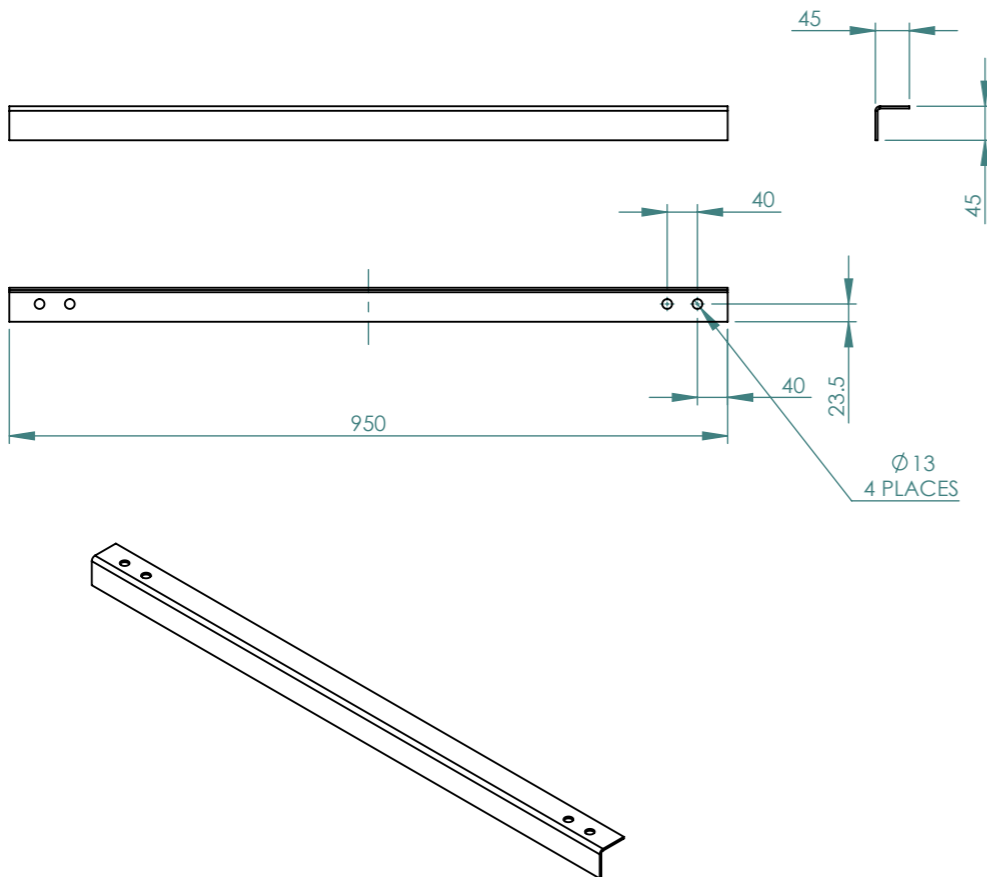
B

C

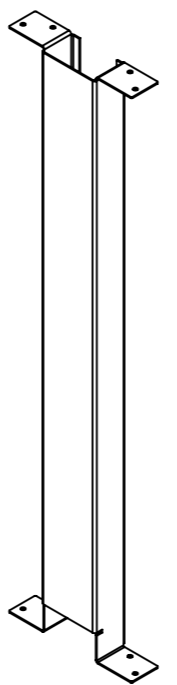
D

E

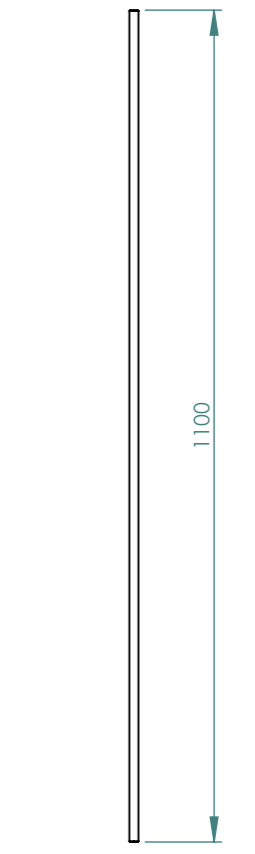
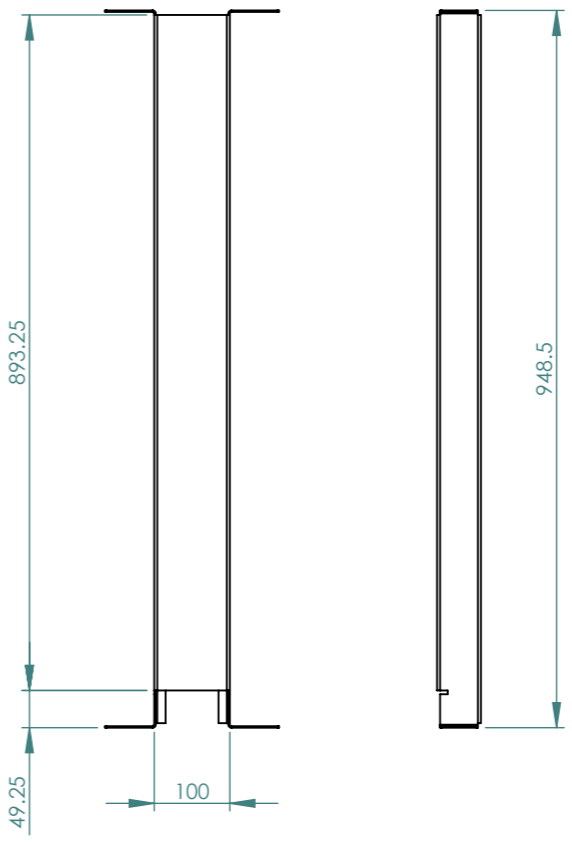
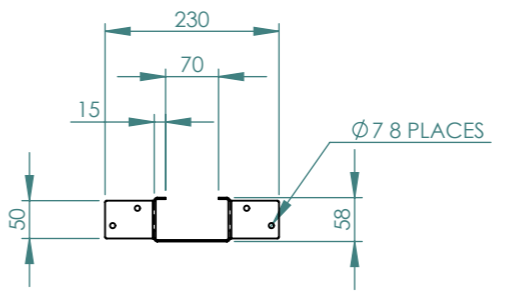
F



DOOR HEADER ANGLE



HANDRAIL TRIMMER



SAG ROD BAR

REV	DESCRIPTION	DATE	BY
C			
B	FINAL REVISIONS MADE	16/11/21	LF DRAWN
A	MATERIAL THICKNESS CHANGES, WELDING INSTRUCTION ADDED	02/11/21	LF CHK'D
-	INITIAL RELEASE	20/10/21	LF APPV'D
APV	APPROVAL RELEASE	20/10/21	LF

UNLESS OTHERWISE SPECIFIED
DIMENSIONS ARE IN MILLIMETERS
TOLERANCES:
LINEAR: ±1mm
ANGULAR: ±1°
REMOVE ALL SHARP EDGES & BURRS

MATERIAL: AS SHOWN
FINISH: AS SHOWN
DO NOT SCALE DRAWING



Unit 13/19 Heath St.
Lonsdale SA 5160
p +61 (08) 8329 6700
f +61 (08) 8329 6701
sales@sparkfurniture.com.au
www.sparkfurniture.com.au
ABN 24 082 987 516

CUSTOMER: XXXXXXXX XXXXXXXX	REV: B	A3
PROJECT: DEW TOILET BLOCK	SHEET NAME: 12 - OTHER	
DRAWING: DEW TOILET BLOCK FABRICATION B	SHEET 12 OF 17	

FOR PRODUCTION



1 2 3 4 5 6 7 8

A

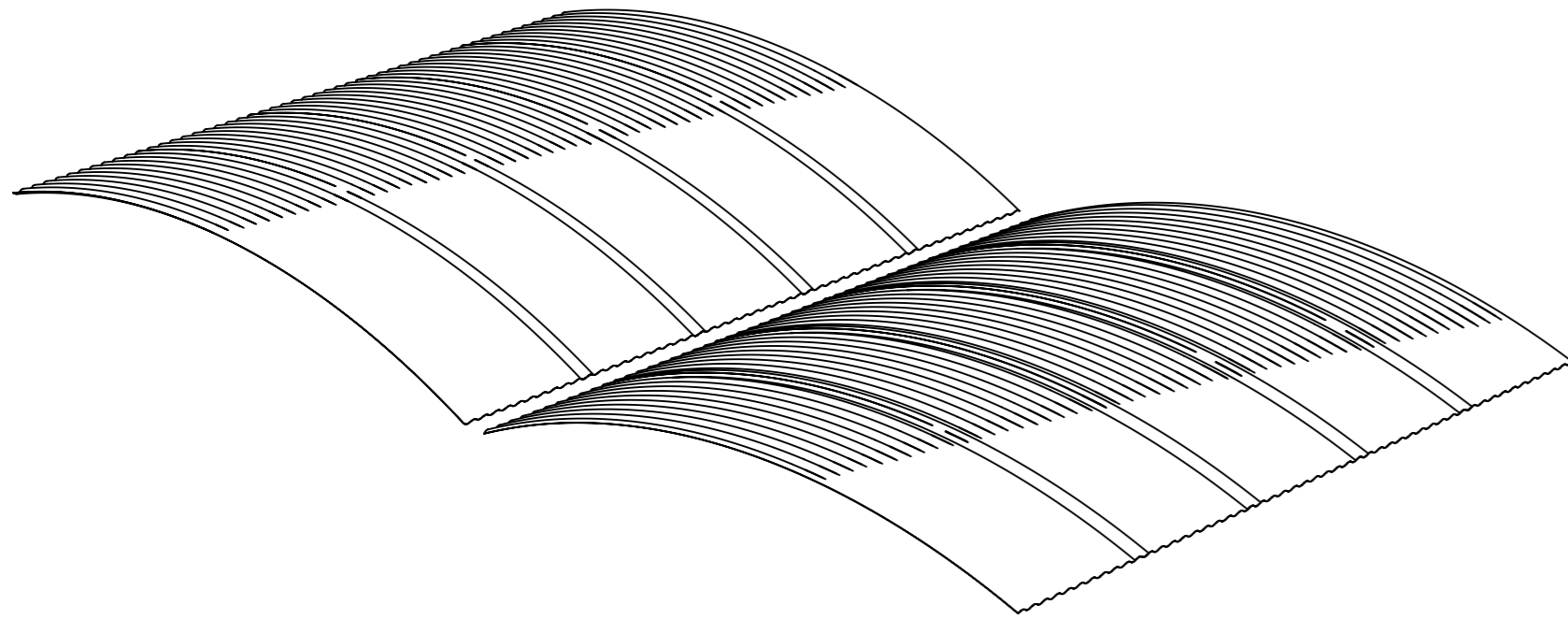
B

C

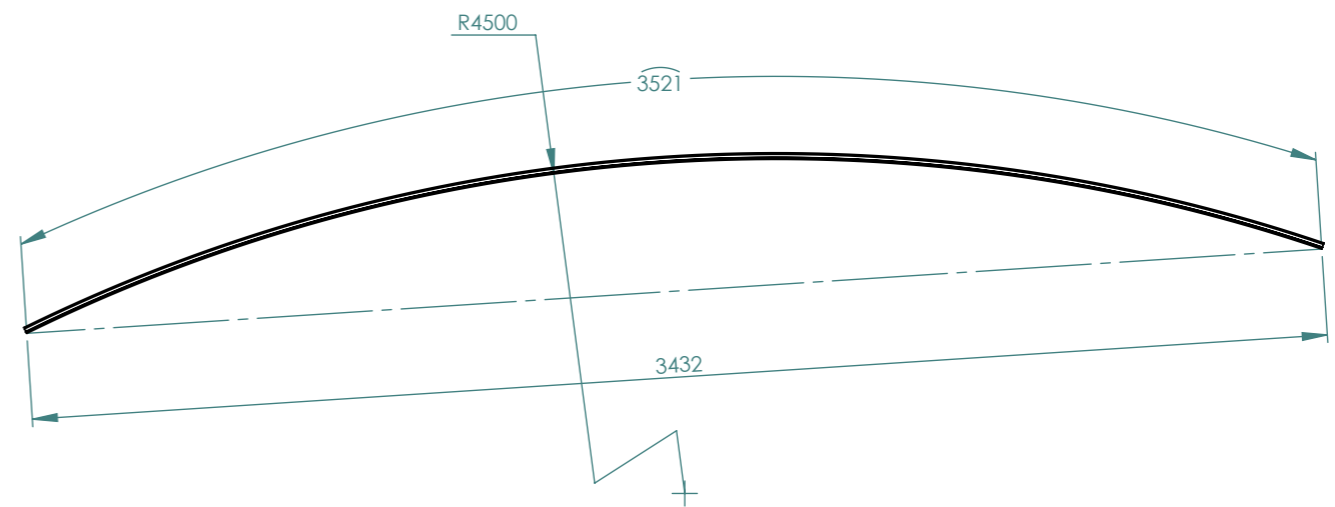

D

E

F



ROOF SHEET
(10X REQUIRED FOR STRUCTURE)



DRAWING FOR SUPPLIER / ROLLING SERVICE

REV	DESCRIPTION	DATE	BY
C			
B	FINAL REVISIONS MADE	16/11/21	LF DRAWN
A	MATERIAL THICKNESS CHANGES. WELDING INSTRUCTION ADDED	02/11/21	LF CHK'D
-	INITIAL RELEASE	20/10/21	LF APPV'D
APV	APPROVAL RELEASE	20/10/21	LF

UNLESS OTHERWISE SPECIFIED
DIMENSIONS ARE IN MILLIMETERS
TOLERANCES:
LINEAR: ±1mm
ANGULAR: ±1°
REMOVE ALL SHARP EDGES & BURRS

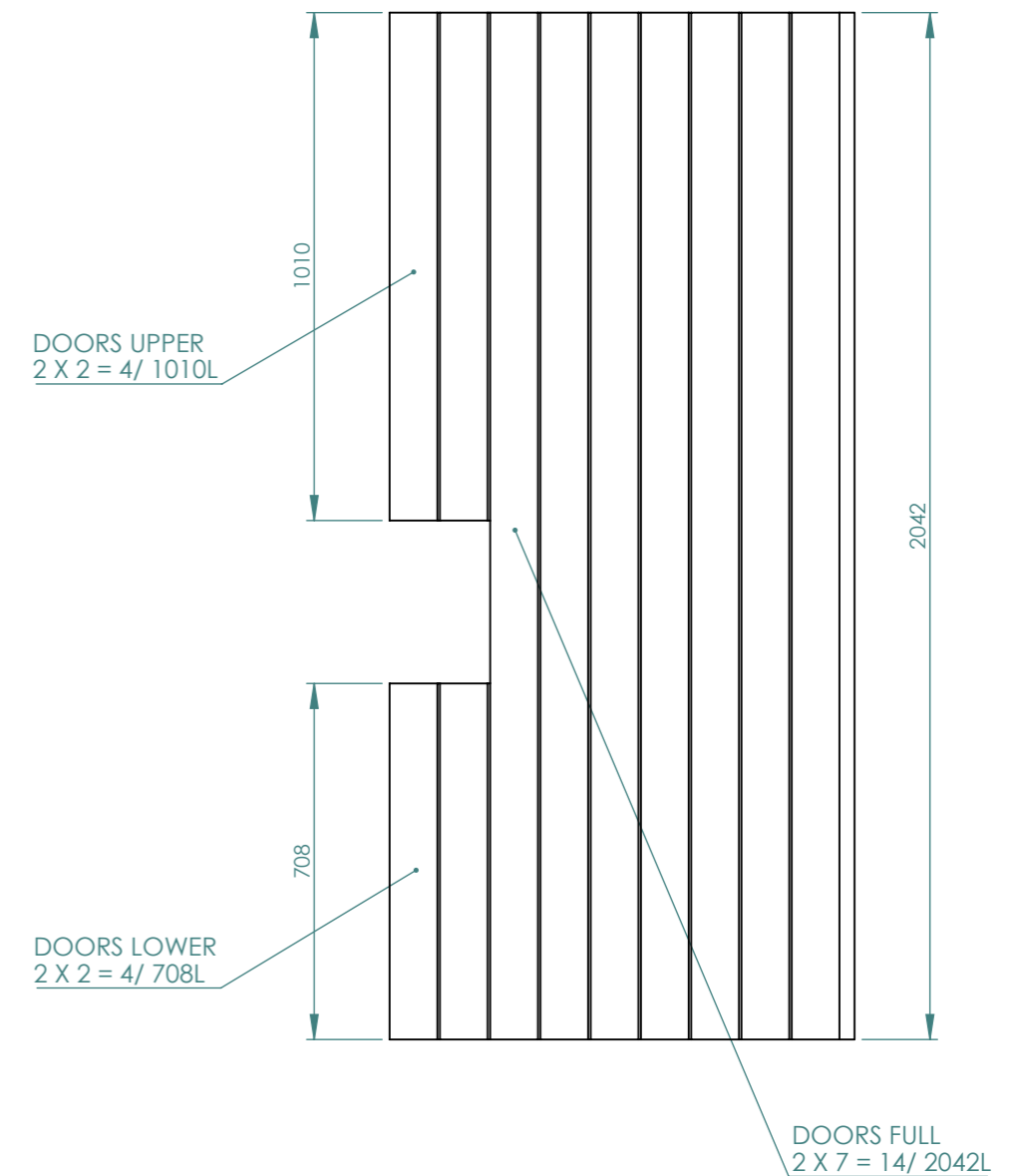
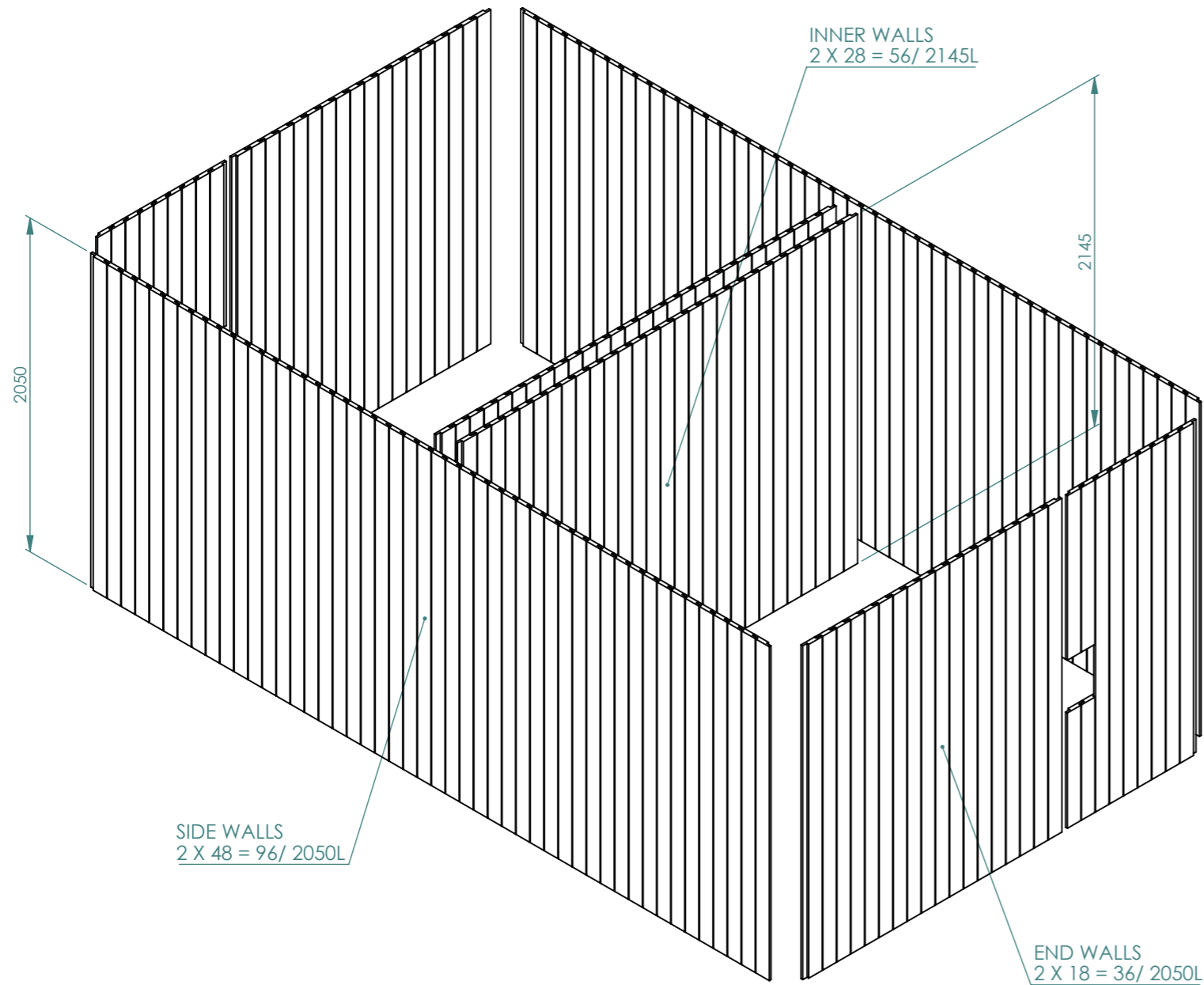
MATERIAL: AS SHOWN
FINISH: AS SHOWN
DO NOT SCALE DRAWING

FOR PRODUCTION

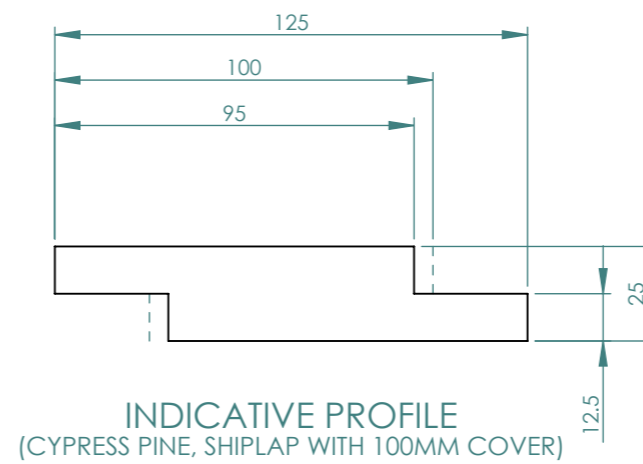


Unit 13/19 Heath St.
Lonsdale SA 5160
p +61 (08) 8329 6700
F +61 (08) 8329 6701
sales@sparkfurniture.com.au
www.sparkfurniture.com.au
ABN 24 082 987 516

CUSTOMER: XXXXXXXX XXXXXXXX	REV: B	A3
PROJECT: DEW TOILET BLOCK	SHEET 13 OF 17	
DRAWING: DEW TOILET BLOCK FABRICATION B		
SHEET NAME: 13 - ROOF SHEET		



TIMBER
(FOR WALLS AND DOOR)



NOTES:

- NOMINAL DIMENSIONS AND QUANTITIES SHOWN
- ORDER ONE ADDITIONAL LENGTH PER WALL
- RIP ONE LAP FROM ONE LENGTH PER WALL (TO BE USED AS THE FINAL ONE INSTALLED)

DRAWING FOR TIMBER PREPARATION

REV	DESCRIPTION	DATE	BY
C			
B	FINAL REVISIONS MADE	16/11/21	LF DRAWN
A	MATERIAL THICKNESS CHANGES, WELDING INSTRUCTION ADDED	02/11/21	LF CHK'D
-	INITIAL RELEASE	20/10/21	LF APPV'D
APV	APPROVAL RELEASE	20/10/21	LF

NAME	DATE
-	-
-	-
-	-

UNLESS OTHERWISE SPECIFIED
DIMENSIONS ARE IN MILLIMETERS
TOLERANCES:
LINEAR: ±1mm
ANGULAR: ±1°
REMOVE ALL SHARP EDGES & BURRS

MATERIAL: AS SHOWN

FINISH: AS SHOWN

FOR PRODUCTION

DO NOT SCALE DRAWING

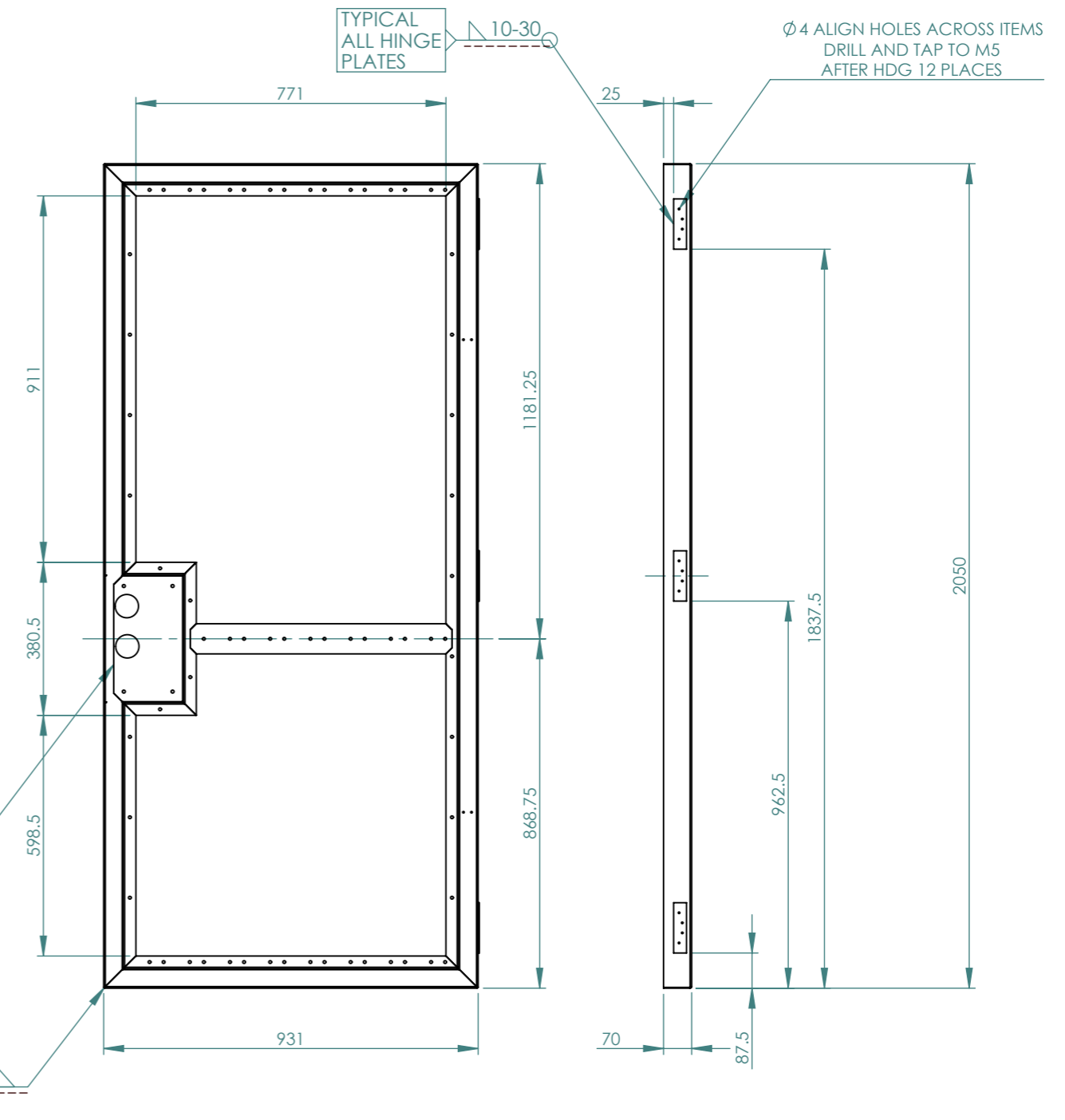
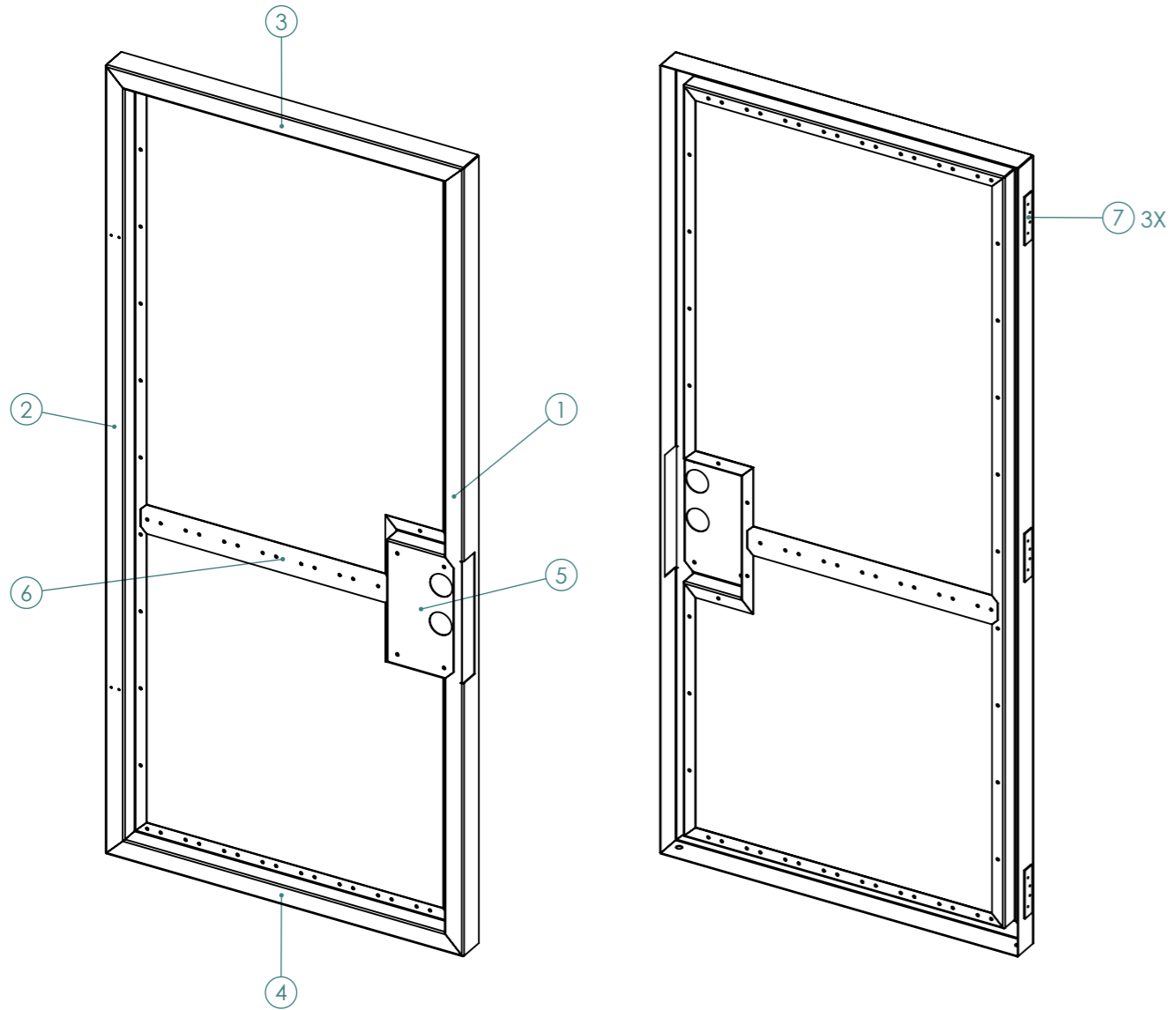


Unit 13/19 Heath St.
Lonsdale SA 5160
p +61 (08) 8329 6700
f +61 (08) 8329 6701
sales@sparkfurniture.com.au
www.sparkfurniture.com.au
ABN 24 082 987 516

CUSTOMER: XXXXXXXX XXXXXXXX	REV: B	A3
PROJECT: DEW TOILET BLOCK	SHEET 14 OF 17	
DRAWING: DEW TOILET BLOCK FABRICATION B		
SHEET NAME: 14 - TIMBER		

CUT LIST (DOOR FRAME WELDMENT)

QTY	ITEM	DESCRIPTION	TH	MATERIAL	BENDS	NOTE
1	1	DFR LEFT	2	MILD STEEL	3	
1	2	DFR RIGHT	2	MILD STEEL	3	
1	3	DFR TOP	2	MILD STEEL	3	
1	4	DFR BOTTOM	2	MILD STEEL	3	
1	5	DFR BOX	2	MILD STEEL	6	
1	6	DFR STRAP	2	MILD STEEL	0	
3	7	DFR HINGE PLATE	3	MILD STEEL	0	



REV	DESCRIPTION	DATE	BY
C			
B	FINAL REVISIONS MADE	16/11/21	LF DRAWN
A	MATERIAL THICKNESS CHANGES, WELDING INSTRUCTION ADDED	02/11/21	LF CHK'D
-	INITIAL RELEASE	20/10/21	LF APPV'D
APV	APPROVAL RELEASE	20/10/21	LF

UNLESS OTHERWISE SPECIFIED
DIMENSIONS ARE IN MILLIMETERS
TOLERANCES:
LINEAR: ±1mm
ANGULAR: ±1°
REMOVE ALL SHARP EDGES & BURRS

MATERIAL: AS SHOWN
FINISH: AS SHOWN
DO NOT SCALE DRAWING

FOR PRODUCTION

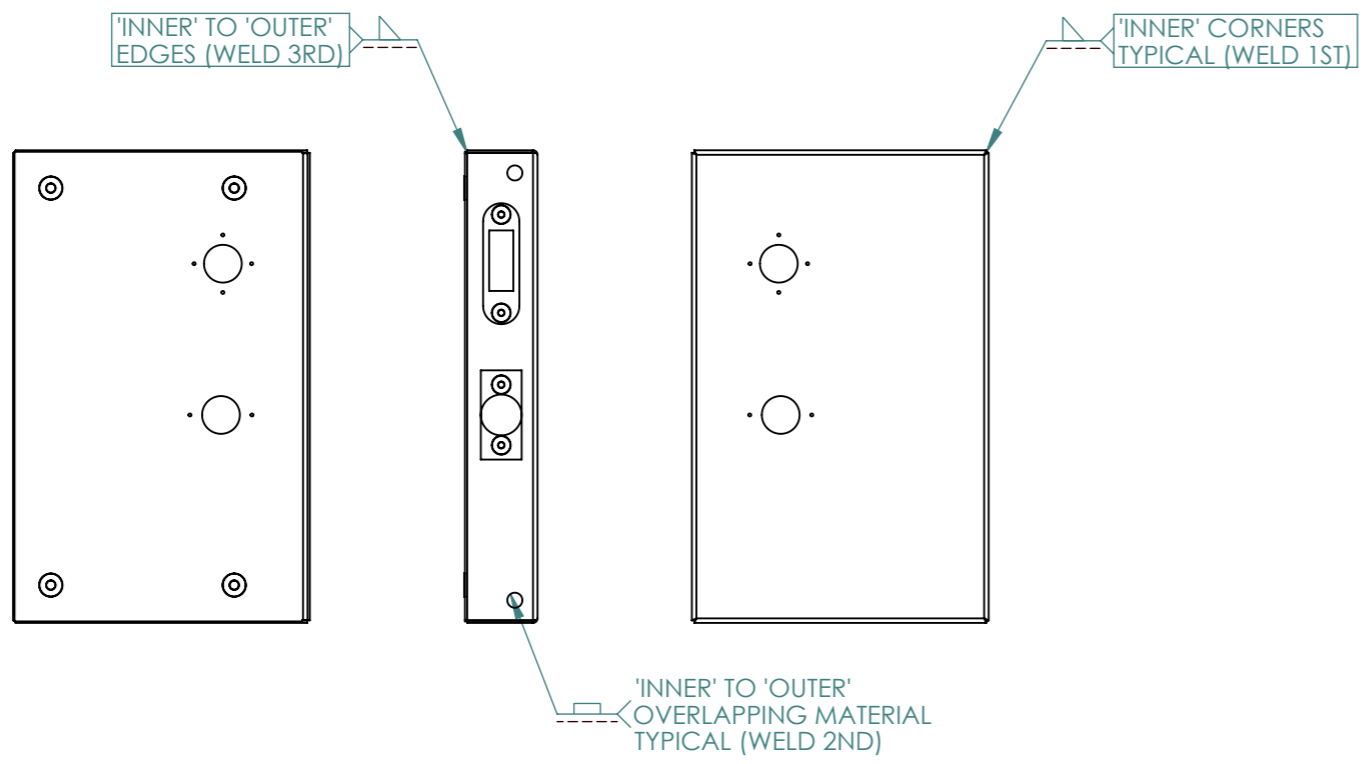
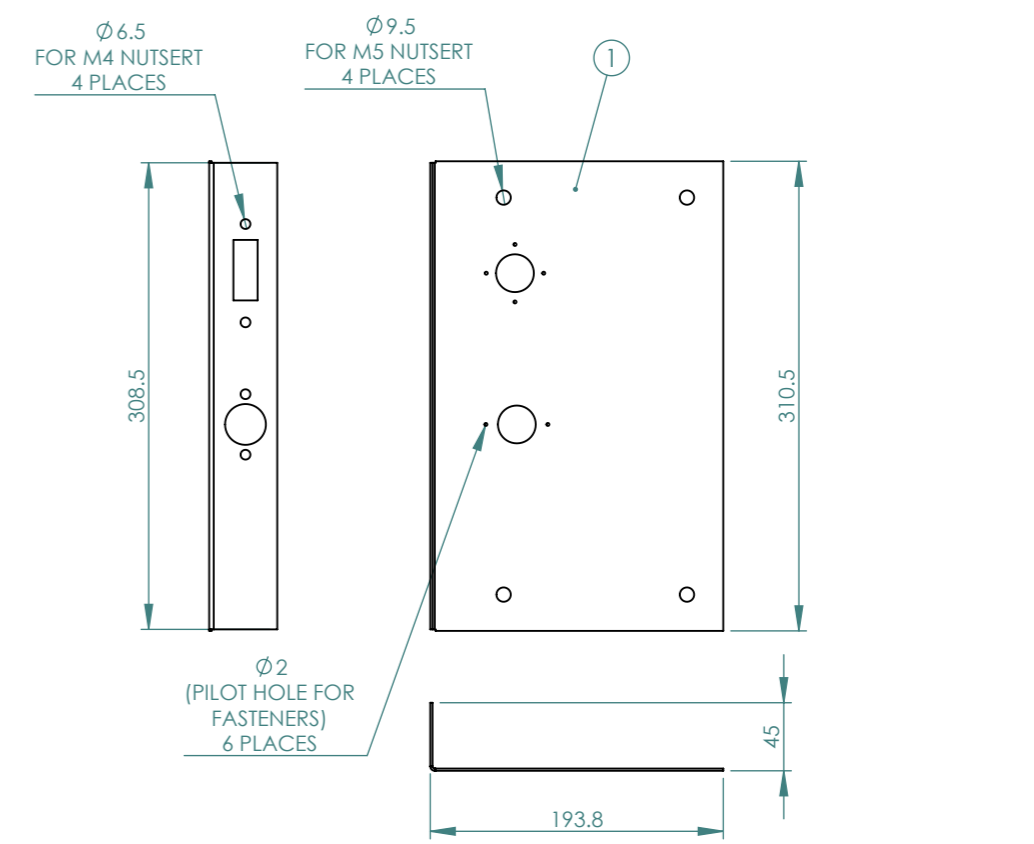
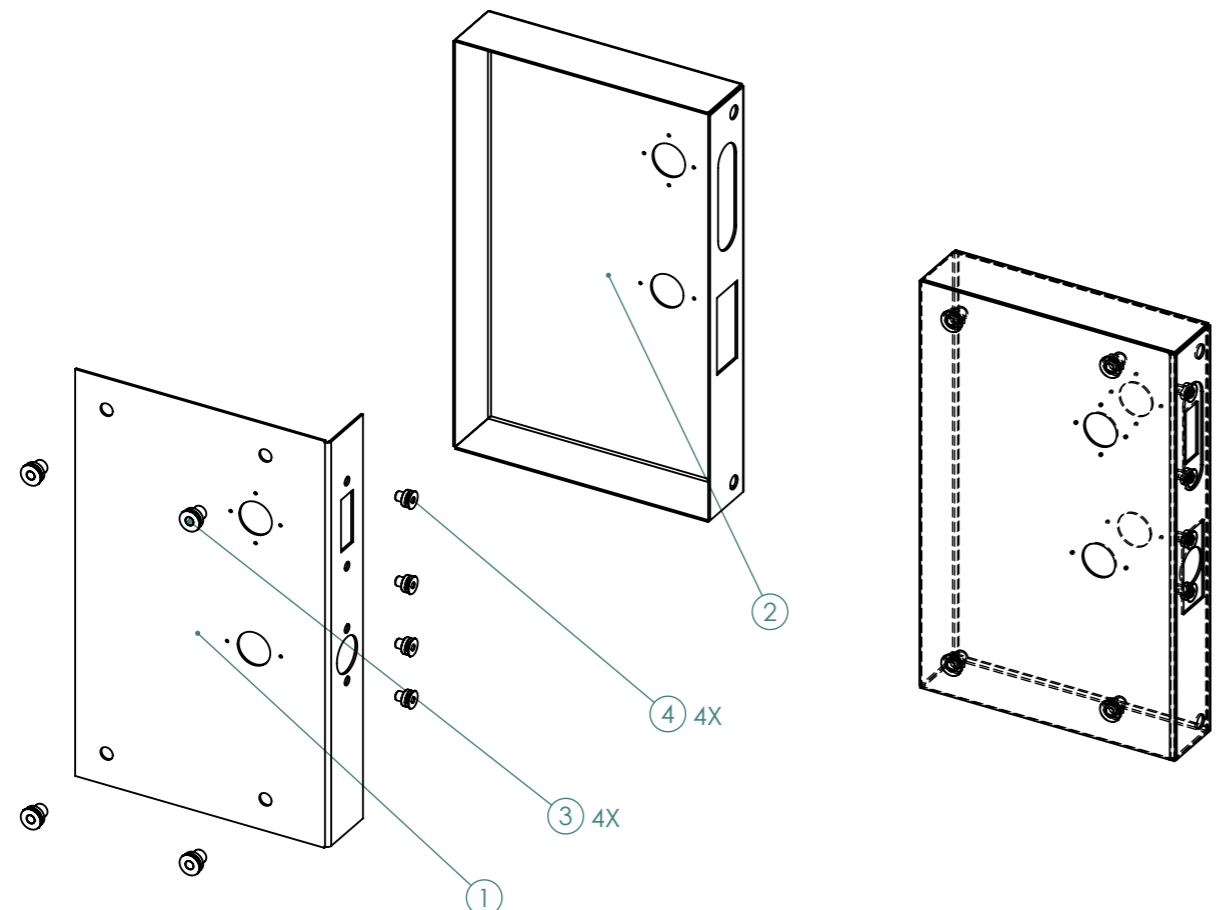


Unit 13/19 Heath St.
Lonsdale SA 5160
p +61 (08) 8329 6700
F +61 (08) 8329 6701
sales@sparkfurniture.com.au
www.sparkfurniture.com.au
ABN 24 082 987 516

CUSTOMER: XXXXXXXX XXXXXXXX	REV: B	A3
PROJECT: DEW TOILET BLOCK	SHEET 15 OF 17	
DRAWING: DEW TOILET BLOCK FABRICATION B		
SHEET NAME: 15 - DOOR FRAME		

CUT LIST (DOOR BOX WELDMENT)

QTY	ITEM	DESCRIPTION	TH	MATERIAL	BENDS	NOTE
1	1	DBOX INNER	1.5	304 S/S	1	
1	2	DBOX OUTER	1.5	304 S/S	4	
4	3	NUTSERT ROUND M6 SS				
4	4	NUTSERT ROUND M4 SS				



REV	DESCRIPTION	DATE	BY
C			
B	FINAL REVISIONS MADE	16/11/21	LF DRAWN
A	MATERIAL THICKNESS CHANGES, WELDING INSTRUCTION ADDED	02/11/21	LF CHK'D
-	INITIAL RELEASE	20/10/21	LF APPV'D
APV	APPROVAL RELEASE	20/10/21	LF

NAME	DATE
-	-
-	-
-	-

UNLESS OTHERWISE SPECIFIED
DIMENSIONS ARE IN MILLIMETERS
TOLERANCES:
LINEAR: ±1mm
ANGULAR: ±1°
REMOVE ALL SHARP EDGES & BURRS

MATERIAL: AS SHOWN
FINISH: AS SHOWN

FOR PRODUCTION

DO NOT SCALE DRAWING



Unit 13/19 Heath St.
Lonsdale SA 5160
p +61 (08) 8329 6700
F +61 (08) 8329 6701
sales@sparkfurniture.com.au
www.sparkfurniture.com.au
ABN 24 082 987 516

CUSTOMER: XXXXXXXX XXXXXXXX	REV: B	A3
PROJECT: DEW TOILET BLOCK	SHEET 16 OF 17	
DRAWING: DEW TOILET BLOCK FABRICATION B		
SHEET NAME: 16 - DOOR BOX		

Combined Sheet/Plate Cutlist for One Toilet Block				
QTY	DESCRIPTION	TH	MATERIAL	BENDS
1	SUP TEMPLATE	1	MILD STEEL	-
2	DBOX INNER	1.5	304 S/S 2B	1
2	DBOX OUTER	1.5	304 S/S 2B	4
4	HANDRAIL TRIMMER	2	MILD STEEL	8
2	DFR LEFT	2	MILD STEEL	3
2	DFR RIGHT	2	MILD STEEL	3
2	DFR TOP	2	MILD STEEL	3
2	DFR BOTTOM	2	MILD STEEL	3
2	DFR BOX	2	MILD STEEL	4
2	DFR STRAP	2	MILD STEEL	-
6	VW HINGE SURROUND	3	MILD STEEL	-
2	VW DOOR JAM ANGLE	3	MILD STEEL	1
2	DOOR HEADER ANGLE	3	MILD STEEL	1
6	DFR HINGE PLATE	3	MILD STEEL	-
8	VW END CAP	5	MILD STEEL	-
64	VW GIRT CLEAT	8	MILD STEEL	-
4	VW DOOR HEADER CLEAT	8	MILD STEEL	-
2	SUP PURLIN 2 CHEAT LHS	8	MILD STEEL	1
2	SUP PURLIN 2 CHEAT RHS	8	MILD STEEL	1
4	SUP PURLIN 3 CLEAT	8	MILD STEEL	-
4	SUP PURLIN 4 CLEAT	8	MILD STEEL	-
4	VW SUPPORT CONNECTOR	10	MILD STEEL	-
2	GW BOTTOM CLEATS	10	MILD STEEL	-
2	GW END CAP MOUNT	10	MILD STEEL	2
4	SUP VERTICAL CONNECTOR	10	MILD STEEL	-
4	SUP FOOT PLATE STIFFENER	10	MILD STEEL	-
4	VW FOOT PLATE CONCENT	16	MILD STEEL	-
4	VW FOOT PLATE ECCENT	16	MILD STEEL	-
4	SUP FOOT PLATE	16	MILD STEEL	-

REV	DESCRIPTION	DATE	BY
C			
B	FINAL REVISIONS MADE	16/11/21	LF DRAWN
A	MATERIAL THICKNESS CHANGES, WELDING INSTRUCTION ADDED	02/11/21	LF CHK'D
-	INITIAL RELEASE	20/10/21	LF APPV'D
APV	APPROVAL RELEASE	20/10/21	LF

UNLESS OTHERWISE SPECIFIED
DIMENSIONS ARE IN MILLIMETERS
TOLERANCES:
LINEAR: ±1mm
ANGULAR: ±1°
REMOVE ALL SHARP EDGES & BURRS

MATERIAL:	AS SHOWN
FINISH:	AS SHOWN
DO NOT SCALE DRAWING	

FOR PRODUCTION



Unit 13/19 Heath St.
Lonsdale SA 5160
p +61 (08) 8329 6700
f +61 (08) 8329 6701
sales@sparkfurniture.com.au
www.sparkfurniture.com.au
ABN 24 082 987 516

CUSTOMER:	XXXXXXXX XXXXXXXX
PROJECT:	DEW TOILET BLOCK
DRAWING:	DEW TOILET BLOCK FABRICATION B
SHEET NAME:	17 - CUTLIST
REV:	B
A3	
SHEET 17 OF 17	